

Fishing/ Cable Pulling/ Material Handling


You can count on Greenlee to continue developing breakthrough products designed to make your job easier. No matter where or how far you need to fish and pull cable on the job site, Greenlee has the fishing, pulling and material handling tools to get the job done when it comes to commercial, industrial and utility applications.



NEW Product

Kwik Silver™ Steel Fish Tapes

page
92



Feature Product

Fish Stix™

page
97



NEW Product

Fish Poles

page
98

page
107

Ultra Tugger® 5 Cable Puller



NEW Product

FISHING

Kwik Silver™ Steel Fish Tapes

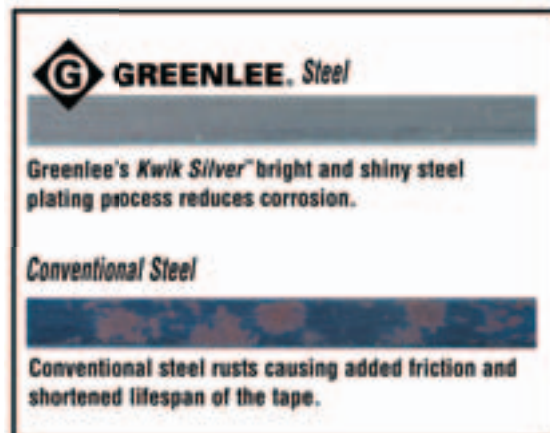
NEW


- Kwik Silver™ plated fish tape wire is corrosion resistant.
- Same strength as conventional steel tape.
- Smooth plating makes it easier to fish with, saving you time on the job.
- High-impact nylon, one-piece handle for maximum durability, long life, and easy, comfortable use.
- Large handle grip for greater user control.
- Self-tensioning case for easy tape winding.
- Wide, impact-resistant rewinder case with viewports to ensure tape fit and retaining strap on inside to hold tape secure.

CAT. NO.	UPC NO.	DESCRIPTION
438-5	29045	65' × 1/8" × 0.060" (19.8 m × 3.2 mm × 1.5 mm) Steel Fish Tape in Winder Case
438-5BP	00170	65' × 1/8" × 0.060" (19.8 m × 3.2 mm × 1.5 mm) Steel Fish Tape in Winder Case, 5-pack
438-10	28256	125' × 1/8" × 0.060" (33 mm × 3.2 mm × 1.5 mm) Steel Fish Tape in Winder Case
438-10BP	00171	125' × 1/8" × 0.060" (33 mm × 3.2 mm × 1.5 mm) Steel Fish Tape in Winder Case, 5-pack
438-20	29046	240' × 1/8" × 0.060" (73 m × 3.2 mm × 1.5 mm) Steel Fish Tape in Winder Case
438-20BP	00172	240' × 1/8" × 0.060" (73 m × 3.2 mm × 1.5 mm) Steel Fish Tape in Winder Case, 5-pack
R438-5	29047	50' × 1/8" × 0.060" (15.2 m × 3.2 mm × 1.5 mm) Steel Fish Tape without Winder Case
R438-10	28257	100' × 1/8" × 0.060" (30.5 m × 3.2 mm × 1.5 mm) Steel Fish Tape without Winder Case
R438-20	29048	200' × 1/8" × 0.060" (61 m × 3.2 mm × 1.5 mm) Steel Fish Tape without Winder Case
R438B	29367	Swivel Ball Head for use on 1/8" steel fish tapes
R438-BM	05853	Ball Tip Male Half
439-1	30859	12" (305 mm) Flexible Fish Tape Leader
39790	39790	One-Piece Handle
39791	39791	12" (305 mm) diameter Replacement Case

SPECIFICATIONS

Capacity	1/8" (3.2 mm) tape width- 400 lbs. (1.7 kN) maximum design strength	
Weight	438-5 - 2.75 lbs. (1.2 kg)	R438-5 - 2 lbs. (0.9 kg)
	438-10 - 5 lbs. (2.3 kg)	R438-10 - 3lbs. (1.4 kg)
	438-20 - 7lbs. (3.2 kg)	R438-20 - 6 lbs. (2.7 kg)



Steel Fish Tapes



- High-impact nylon, one-piece handle for maximum durability, long life, and easy, comfortable use.
- Large handle grip for greater user control.
- Self-tensioning case for easy tape winding.
- Wide, impact-resistant rewinder case with viewports to ensure tape fit and retaining strap on inside to hold tape secure.
- Dirt-free tape finish keeps hands cleaner during use.

CAT. NO.	UPC NO.	DESCRIPTION
438-5H	07500	50' x 1/8" x 0.045" (15.2 m x 3.2 mm x 1.1 mm) Steel Fish Tape in Winder Case
538-10	30394	100' x 1/4" x 0.060" (30.5 m x 6.4 mm x 1.5 mm) Steel Fish Tape in Winder Case
R538-10	30395	100' x 1/4" x 0.060" (30.5 m x 6.4 mm x 1.5 mm) Steel Fish Tape without Winder Case
R538-20	30396	200' x 1/4" x 0.060" (61 m x 6.4 mm x 1.5 mm) Steel Fish Tape without Winder Case
R438B	29367	Swivel Ball Head for use on 1/8" steel fish tapes
R438-BM	05853	Ball Tip Male Half
439-1	30859	12" (305 mm) Flexible Fish Tape Leader
39790	39790	One-Piece Handle
39791	39791	12" (305 mm) diameter Replacement Case

SPECIFICATIONS

Capacity 1/8" (3.2 mm) and 1/4" (6.4 mm) tape width – 400 lbs. (1.7 kN) maximum design strength.

Weight

438-5H – 2.75 lbs. (1.3 kg) R538-10 – 6 lbs. (2.7 kg)
R438-20 – 6 lbs. (2.7 kg) R538-20 – 11 lbs. (5 kg)
538-10 – 8 lbs. (3.6 kg)

Silver Streak® Stainless Steel Fish Tapes



- SILVER STREAK® comes with either 100' (30.5 m) or 200' (61 m) of stainless steel fish tape. It's rust and corrosion-resistant, so it lasts longer and rewinds easier than ordinary tape. It won't leave a nasty residue, either.
- Equipped with SPEED FLEX™ leader silver-soldered onto the fish tape. Streamlined fish tape/leader connection and lightweight, flexible leader design combine to enable user to fish farther, faster.
- High-impact nylon, one-piece handle for maximum durability, long life, and easy, comfortable use.
- Large handle grip for greater user control.
- Self-tensioning case for easy tape winding. (No tension trigger.)

CAT. NO.	UPC NO.	DESCRIPTION
438-10SS	06408	100' x 1/8" x 0.060" (30.5 m x 3.2 mm x 1.5 mm) Stainless Steel Fish Tape with Case
438-20SS	06410	200' x 1/8" x 0.060" (61 m x 3.2 mm x 1.5 mm) Stainless Steel Fish Tape with Case
R438-10SS	06786	100' Replacement Stainless Steel Fish Tape*
R438-20SS	06787	200' Replacement Stainless Steel Fish Tape*
439-2	14392	12" (305 mm) SPEED FLEX Leader (solder joints)

* No leader on replacement tape

SPECIFICATIONS

Capacity 1/8" (3.2 mm) tape width-400 lbs. (1.7 kN) maximum design strength

Weight 438-10SS - 5 lbs. (2.3 kg);
438-20SS - 7 lbs. (3.2 kg)

VDV Flat-Steel Fish Tape



- Flat steel tape reaches easily above ceilings, under carpets, and through walls to install wire.
- 25' (7.6 m) long, extending your reach.
- Winder case with crank handle for easy compact storage.

CAT. NO.	UPC NO.	DESCRIPTION
438-2X	01696	25' x 1/4" x 0.030" (7.6 m x 6.4 mm x 0.8 mm) Steel Fish Tape

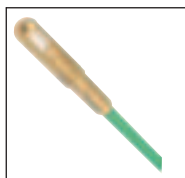
SPECIFICATIONS

Weight 1 1/4 lb (0.6 kg)

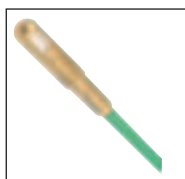
Fiberglass Fish Tapes



540-50,
540-100
(12" Case)



542



- 12" (305 mm) case has high-impact nylon, one-piece handle for maximum durability, long life, and easy, comfortable use.
- Non-conductive fiberglass tape with low friction coating.
- Has unique non-coiling properties that enable it to fish in large and small conduit equally well, even with wire or cable in place.
- Exclusive, unique, lightweight reel for easy positive feed out and rewind.
- Excellent for installation of telecommunications and data communication cables in overhead plenums, above suspended ceilings and under floors.
- Fiberglass fish tape is the fastest manual fish tape available. It is intended for fishing only. Rope or line is recommended for pulling.

CAT. NO.	UPC NO.	DESCRIPTION
540-50	35742	50' x 0.175" (15.2 m x 4.4 mm) Fiberglass Fish Tape in Winder Case
540-100	35743	100' x 0.175" (30.5 m x 4.4 mm) Fiberglass Fish Tape in Winder Case
542-150	35745	150' x 3/16" (45.7 m x 4.8 mm) Fiberglass Fish Tape in Reel Stand
542-200	35746	200' x 3/16" (61 m x 4.8 mm) Fiberglass Fish Tapes in Reel Stand
542-250	35747	250' x 3/16" (76.2 m x 4.8 mm) Fiberglass Fish Tape in Reel Stand
R540-100	35744	100' x .175" (30.5 m x 4.4 mm) Fiberglass Fish Tape without Case
05156	05156	150" x 3/16" (45.7 m x 4.8 mm) Fiberglass Fish Tape without Case
05157	05157	200" x 3/16" (61 m x 4.8 mm) Fiberglass Fish Tape without Case
05158	05158	250" x 3/16" (76.2 m x 4.8 mm) Fiberglass Fish Tape without Case
10565	10565	.175" (4.4 mm) pulling eye repair kit, includes (1) pulling eye and adhesive
35750	35750	Accessory Kit for 3/16" (4.78 mm). Includes flexible pulling leader, flexible pushing leader, pulling eye, splice ferrule and threaded ferrule
35908	35908	1/8" (3 mm) Repair Kit - includes threaded end ferrule, splice ferrule and pulling eye
35909	35909	3/16" (4.7 mm) Repair Kit
35919	35919	1/8" (3 mm) Pulling Eye
35930	35930	3/16" (4.7 mm) Pulling Eye
39790	39790	One-Piece Handle
39791	39791	12" (305 mm) diameter Replacement Case
39799	39799	Retrofit Kit to convert 540-50/35742 Fish Tape to one-piece design; includes one-piece handle and retaining strap, winder case and assembly screws
39800	39800	Retrofit Kit to convert 540-100/35743 Fish Tape to one-piece design; includes one-piece handle and retaining strap, winder case and assembly screws

SPECIFICATIONS

Capacity	540 Series- 0.175" (4.4 mm) dia. - 300 lbs. (1.3 kN) maximum design strength
	542 Series-3/16" (4.7 mm) dia. - 400 lbs. (1.7 kN) maximum design strength
Weight	540-50 - 1.8 lbs. (0.8 kg)
	540-100- 2.1 lbs. (1 kg)
	R540-100 -1.2 lbs. (0.6 kg)
	542-150 -15 lbs. (6.8 kg)
	542-200- 16 lbs. (7.2 kg)
	542-250- 17 lbs. (7.7 kg)

Nylon Fish Tapes

436-5
(12" Case)



- Co-extruded curl-resistant nylon fish tape fishes equally well in large and small conduit.
- High-impact nylon, one-piece handle for maximum durability, long life, and easy, comfortable use.
- Heavy-duty winder case.
- Nylon fish tape is intended for fishing only. Rope or line is recommended for pulling.


CAT. NO.	UPC NO.	DESCRIPTION
436-5	27396	50' × 3/16" (15.2 m × 4.8 mm) diameter Nylon Fish Tape in Winder Case
436-10	27397	100' × 3/16" (30.5 m × 4.8 mm) diameter Nylon Fish Tape in Winder Case
R436-5	36850	50' × 3/16" (15.2 m × 4.8 mm) diameter Nylon Fish Tape without Winder Case
R436-10	36849	100' × 3/16" (30.5 m × 4.8 mm) diameter Nylon Fish Tape without Winder Case
01664	01664	Replacement Tip NOTE: Requires Greenlee K05 or K09 series crimper or #6 hex crimp to install.
39790	39790	One-Piece Handle
39791	39791	12" (305 mm) diameter Replacement Case

SPECIFICATIONS

Capacity	3/16" (4.8 mm) diameter – 250 lbs. (1.1 kN) maximum design strength	
Weight	436-5 – 2 lbs. (0.9 kg)	R436-5 – 1 lb. (0.5 kg)
	436-10 – 3 lbs. (1.4 kg)	R436-10 – 2 lbs. (0.9 kg)

Flex-O-Twist® Flexible Steel Fish Tapes

539-50,
539-100
(12" Case)



- Made of wound, multi-strand 3/16" (4.8 mm) diameter steel cable for strength and flexibility.
- Flexible...slips through lateral and vertical bends in the same run.
- High-impact nylon, one-piece handle for maximum durability, long life, and easy, comfortable use.
- Heavy-duty winder case.

CAT. NO.	UPC NO.	DESCRIPTION
539-50	30162	50' × 3/16" (15.2 m × 4.8 mm) diameter Flexible Steel Fish Tape in Winder Case
539-100	34002	100' × 3/16" (30.5 m × 4.8 mm) diameter Flexible Steel Fish Tape in Winder Case
439-100	29518	100' × 3/16" (30.5 m × 4.8 mm) diameter Flexible Steel Fish Tape without Winder Case
39790	39790	One-Piece Handle
39791	39791	12" (305 mm) diameter Replacement Case

SPECIFICATIONS

Capacity	3/16" (4.8 mm) tape width – 500 lbs. (2.2 kN) maximum design strength.	
Weight	539-50 – 6 lbs. (2.7 kg)	34023 – 4 lbs. (1.8 kg)
	539-100 – 10 lbs. (4.5 kg)	34024 – 6 lbs. (2.7 kg)

438PW Fish Tape Power Winder

NEW



- Adapts Greenlee fish tapes for rewinding with a battery drill.
- Fits all Greenlee fish tapes sized 100' up to 240'.
- Spoke design allows rewinding manually or with battery power.
- Snaps in and out of fish tape easily.
- Includes 3/8" drive hex socket.
- Storage for drive socket molded into adapter.

CAT. NO.	UPC NO.	DESCRIPTION
438PW	02728	Fish Tape Power Winder

SPECIFICATIONS

Weight	1/2 lb. (.23 kg)
Diameter	7-1/2" (190 mm)
Width	1-3/4" (44 mm)
Type of Battery Drill	14.4V min.
Socket Size	3/8" Drive x 3/8" Hex
(Fits Greenlee Fish Tapes sized 100' up to 240' only)	

SpeedFlex® Flexible Fish Tape Leader




- Silver-solder joint attaches to any 1/8" (3.2 mm) x .060" (1.5 mm) steel fish tape to provide a slim profile that fishes farther, faster.
- High-strength stainless steel cable is used for reliability and long life.
- Beveled edges on the leader reduce the possibility of hang-ups when pulling wire.
- Up to (6) #10 wires can be attached to the large pulling eye.

CAT. NO.	UPC NO.	DESCRIPTION
439-2	14392	12" (305 mm) SPEED FLEX Leader (solder joint)

SPECIFICATIONS

Weight	1.3 lbs. (0.6 kg)
---------------	-------------------

Flex-O-Twist™ Flexible Fish Tape Leader




- Helps guide 1/8" steel tapes through sharp bends.
- Thread on the end of the fish tape in place of the swivel ball head.

CAT. NO.	UPC NO.	DESCRIPTION
439-1	30859	12" (305 mm) Flexible Fish Tape Leader

SPECIFICATIONS

Weight	1.3 lbs. (0.6 kg)
---------------	-------------------

Fish Stix™



- Highly visible green color rods can be easily threaded together and seen when working above ceilings, down walls, or under raised floors.
- 1/4" (6.4 mm) diameter fiberglass rods provide added rigidity when multiple sections are connected.
- 200 lbs. (0.9 kN) minimum pulling strength.
- Two different threaded tips accommodate various bundles of wire or cable.
- 540-24 includes one 3' Glo Stix™ section for improved tip visibility.
- Optional Whisk Nose Tip is available for fishing over obstacles, and can be used to guide extended Glo Stix sideways above ceilings by rotating. Can also be used to fish longer lengths by providing a tip that can be snagged from the opposite direction with another extended Fish or Glo Stix with a hook nose tip.


CAT. NO.	UPC NO.	DESCRIPTION
540-12	10504	Fish Stix 12' (3.6 m) kit with bullet nose and "J" hook threaded tips, packaged in clear plastic tube
540-24	10506	Fish Stix 24' (7.3 m) kit with bullet nose and "J" hook threaded tips, packaged in clear plastic tube
11426	11426	Whisk Nose Tip
10497	10497	Replacement Hook Nose Tip
10498	10498	Replacement Bullet Nose Tip
11583	11583	Replacement 4' Fish Stix Section
11584	11584	Replacement 6' Fish Stix Section
11585	11585	Replacement 3' Glo Stix section

SPECIFICATIONS

Length	540-12: 12' (3.6 m) - (3) 4' (1.2 m) Fish Stix sections 540-24: 24' (7.3 m) - (3) 6' (1.8 m) Fish Stix sections, (1) 3' (0.9 m) Fish Stix section, and (1) 3' Glo Stix section
Weight	540-12: 1.04 lbs. (0.5 kg) 540-24: 1.94 lbs. (0.9 kg)
Material	540-12: 1/4" (6.4 mm) dia. fiberglass rod 540-24: 1/4" (6.4 mm) dia. fiberglass rod

Glo Stix™

NEW



- Luminescent 3/16" fiberglass rods glow in the dark to make fishing voice, data and video wires easier in dark spaces, such as above ceilings, in walls, and below sub-floors.
- 3/16" diameter stix is more flexible for fishing in walls through an outlet box.
- Sturdy, steel-threaded connectors are interchangeable with Greenlee 1/4" Fish Stix.
- Clear, non-metallic storage tube keeps Glo Stix charged and ready to use.
- Kit includes (3) 5-foot Glo Stix for a total of 15 feet, a bullet nose and a hook nose tip.
- 200 lbs. minimum pulling strength.
- Optional Whisk Nose Tip is available for fishing over obstacles, and can be used to guide extended Glo Stix sideways above ceilings by rotating. Can also be used to fish longer lengths by providing a tip that can be snagged from the opposite direction with another extended Fish or Glo Stix with a hook nose tip.

CAT. NO.	UPC NO.	DESCRIPTION
540-15	11422	Glo Stix 15' Kit with bullet nose and "J" hook threaded tips, packaged in clear plastic tube
11426	11426	Whisk Nose Tip
10497	10497	Replacement Hook Nose Tip
10498	10498	Replacement Bullet Nose Tip
11427	11427	Replacement 5' Glo Stix section


SPECIFICATIONS

Length	15' (4.6 m) - (3) 5' (1.5 m) sections
Material	3/16" (4.7 mm) dia. luminescent fiberglass rod



Fish Poles

NEW



Designed specifically for pushing and pulling wires over long distances.

- Push or pull wires over suspended ceilings, under sub-floors or crawl spaces and in attics.
- Non-conductive, high-impact construction.
- Specialized hook can be used to install wires in suspended ceilings.
- Velcro strap secures pole when in collapsed position.
- Self-contained, no loose parts.
- Lightweight design to minimize fatigue.
- 10442 - Fish Pole 18' collapses to 27" x 2" and uses friction-locking system.
- 10443 - Fish Pole 24' collapses to 50" x 2.25" and uses snap-lock buttons to maintain extended reach capabilities.
- U.S. Patent #6,719,358

CAT. NO.	UPC NO.	DESCRIPTION
10442	10442	Fish Pole 18 ft.
10443	10443	Fish Pole 24 ft.
10453	10453	Replacement Hook

SPECIFICATIONS

	10442 FISH POLE	10443 FISH POLE
Extended length:	18' (5.48 m)	24' (7.31 m)
Collapsed length:	27" (686 mm)	50" (1270 mm)
Diameter:	2" (50 mm)	2.25" (57 mm)
Weight:	2 1/2 lb. (1.1 kg)	4 1/4 lb. (1.9 kg)

CableCaster®




Significantly speeds up the installation of lightweight communications cable through hard-to-reach spaces such as suspended ceilings, rafters and sub-floors.

- 50' (15 m) range allows for faster installations with fewer pulls.
- Bright yellow body reduces chances of leaving the CableCaster behind.
- Glow-in-the-dark darts minimize replacement costs because they are easy to locate.
- Aerodynamic darts provide high accuracy and fast installation.
- Optional flashlight improves visibility.

CAT. NO.	UPC NO.	DESCRIPTION
06186	06186	CableCaster Wire Pulling Tool with Three Darts
06259	06259	CableCaster Replacement Darts (Pack of Four)
46500	46500	Pocket-light Flashlight

POCKET-LIGHT Flashlight



- High intensity Xenon fired lamp.
- Luminous tip so flashlight can be located in the dark.
- Lifetime limited warranty.
- Submersible to 500 feet.
- Dust and rust proof.
- Batteries included.

CAT. NO.	UPC NO.	DESCRIPTION
46500	46500	Pocket-Light Flashlight
46533	46533	Lamp Module
46534	46534	O-Ring

MINI POCKET-LIGHT Flashlight



- High intensity Xenon fired lamp.
- Submersible to 500 feet.
- Batteries included
- Compact pocket and key chain light.
- Includes key ring and handy hat/clothing clip
- Dust and rust proof.

CAT. NO.	UPC NO.	DESCRIPTION
46503	46503	Mini Pocket-Light Flashlight
46533	46533	Lamp Module
46534	46534	O-Ring

Poly Line



NEW

430-500 Poly Line

- Ready-to-use, pre-punched hole in lid with resealable cap.
- Use with power fishing systems directly from the container.
- Resists tangling when dispensing.
- Rot and mildew resistant.
- Handy reusable plastic dispenser pail with handle keeps the line dry.
- Use to pull rope through conduit.

CAT. NO.	UPC NO.	DESCRIPTION
430	21481	Poly Line 6500' (1981 m), Green Tracer
430-500	12598	Poly Line 500' (152.4 m), Green Tracer
431	21482	Poly Line 5200' (1585 m), Yellow Tracer
37959	37959	Poly Line 2200' (670 m), Red Tracer
430R	37835	Poly Line Refill 6500' (1981 m)

SPECIFICATIONS

Capacity	430 and 430-500 - 210 lbs. (934 N) average breaking strength
	431 - 240 lbs. (1 kN) average breaking strength
	37959 - 500 lbs. (2.2 kN) average breaking strength
Weight	430 - 11 lbs. (5 kg)
	430-500 - 1 lb. (0.5 kg)
	431 - 12 lbs. (5.4 kg)
	37959 - 12 lbs. (5.4 kg)

Rope and Pay-Out Reel



409 Rope shown
on 405 Reel Stand
— sold separately

- Use to hand-pull wire or cable.
- Light enough to be vacuumed or blown into the conduit run with a power fishing system.
- Rot and mildew resistant.
- Can be pulled into the run along with cable or wire and left for future additions to the run.

CAT. NO.	UPC NO.	DESCRIPTION
405	21546	Reel Stand
409	21468	Polypro Rope 3/16" (4.8 mm) x 600' (182 m)

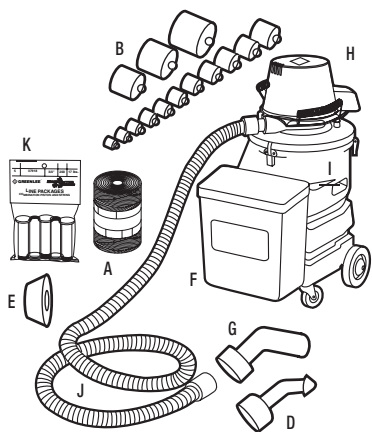
SPECIFICATIONS

Size	3/16" (4.8 mm) x 600' (182 m)
Capacity	720 lbs. (3.2 kN) average breaking strength
Weight	620: 10 lbs. (4.5 kg), 405: 5.2 lbs. (2.4 kg), 409: 5 lbs. (2.3 kg)

690 Vacuum/Blower Power Fishing System



NRTL/C



- Rugged, self-contained unit includes everything you need to blow or vacuum fish line, poly line or measuring tape.
- Durable tank and accessory storage box are corrosion, chemical and impact-resistant polyethylene.
- Designed for the jobsite, 10' (3.05 m) long hose, large heavy-duty wheels and removable accessory box.
- Large 11 gallon (41.6 l) tank makes the 690 excellent for vacuuming water and debris.

CAT. NO.	UPC NO.	DESCRIPTION
690	31339	Vacuum/Blower Power Fishing System - 120 VAC
18877	18877	Accessory - Vacuum Crevice Tool
18879	18879	Accessory - Vacuum Dust Brush
618	16517	Piston for 5" Conduit - IMC, Rigid
619	16951	Piston for 6" Conduit - EMT
16646	16646	Accessory - Adapter for 5" - 6" conduit

KEY	CAT. NO.	UPC NO.	DESCRIPTION	690/ 31339
A	595	32433	Fish Line – 85 lbs. (378 N) pulling strength; 2,150' (655 m) long	1
	*			
B	*		Piston for 1/2" Conduit	1
B	*		Piston for 3/4" Conduit	1
B	*		Piston for 1" Conduit	1
B	*		Piston for 1-1/4" Conduit	1
B	*		Piston for 1-1/2" Conduit	1
B	613	16511	Piston for 2" Conduit	1
B	614	16512	Piston for 2-1/2" Conduit – IMC, Rigid	1
B	621	19107	Piston for 2-1/2" Conduit – EMT	1
B	615	16513	Piston for 3" Conduit – IMC, Rigid	1
B	622	19109	Piston for 3" Conduit – EMT	1
B	616	16514	Piston for 3-1/2" Conduit – IMC, Rigid	1
B	646	24326	Piston for 3-1/2" Conduit – EMT	1
B	617	16515	Piston for 4" Conduit – IMC, Rigid	1
B	623	19110	Piston for 4" Conduit – EMT	1
C	25644	25644	Adapter Cone 1-1/4"-2-1/2" Conduit	1
D	25646	25646	Adapter Cone 1/2"-1" Conduit	1
E	25645	25645	Adapter Cone 3"-4" Conduit	1
F	34027	34027	Storage Box	1
G	23360	23360	Adapter Nozzle for tape and line	1
H	32116	32116	Blower and Vacuum Unit	1
I	34392	34392	Tank with casters	1
J	38624	38624	Flexible Hose 1-1/2" x 10' (38.1mm x 3.05 m)	1
	31315	31315	Outer Filter Bag	1
	31314	31314	Inner Filter Bag	1
K	37917-10	37917-10	1/2" Conduit x 150' (46 m) Line Pkg.	10
K	37918-5	37918-5	3/4" Conduit x 200' (61 m) Line Pkg.	5
K	37920-5	37920-5	3/4" Conduit x 450' (137 m) Line Pkg.	5
K	37921-5	37921-5	1" Conduit x 200' (61 m) Line Pkg.	5
K	37923-5	37923-5	1" Conduit x 450' (137 m) Line Pkg.	5

* See page 103 for replacement conduit pistons.

SPECIFICATIONS

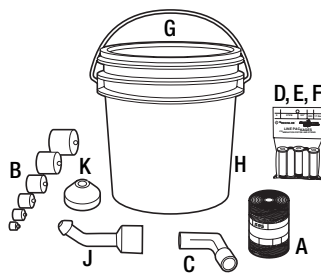
Capacity	1/2" - 4" Conduit (5" and 6" with optional foam pistons) see page 98
Power Source	120 VAC
Weight	50 lbs. (22.7 kg)
Air Flow	120 cfm
Pressure	Will lift 110" (2794 mm) of water

690 Tank Retrofit Kits

NEED	SERIAL NUMBER PREFIX ON YOUR UNIT	ORDER	INCLUDES
Adapt a new plastic tank and accessory box to your older style power unit.	PB or RP	34392	Plastic tank assembly (all hardware included) without accessory box.
		34027	Plastic accessory box only (does not include accessories).
		35001	Catch adapter kit, includes: (3) 52744 catch, (3) 32372 catch adapter, (6) 51427 screw, (6) 50364 screw, (12) 53370 lockwasher.
	VM or VN	34392	Plastic tank assembly (all hardware included).
		34027	Plastic accessory box only (does not include accessories).

• Adapts newer style plastic tank to older units.

Li'l Fisher® 390 Power Fishing System



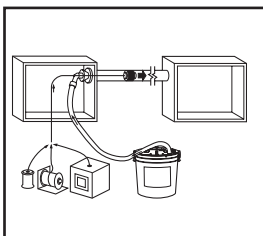
CAT. NO.	UPC. NO.	DESCRIPTION
390	38594	Li'l Fisher Vacuum/Blower Power Fishing System - Includes only unit and 38624 hose
392	39051	Power Fishing System Accessory Kit

KEY	CAT. NO.	UPC. NO.	DESCRIPTION	392
A	595	32433	Fish Line – 85 lbs. (378 N) pulling strength; 2,150' (655 m) long	1
B	*		Piston for 1/2" Conduit	1
B	*		Piston for 3/4" Conduit	1
B	*		Piston for 1" Conduit	1
B	*		Piston for 1-1/4" Conduit	1
B	*		Piston for 1-1/2" Conduit	1
B	613	16511	Piston for 2" Conduit	1
C	23360	23360	Adapter Nozzle for Measuring Tape	1
D	37917-10	06274	1/2" Conduit x 150' (46 m) Line Pkg.	10
E	37918-5	06275	3/4" Conduit x 300' (91 m) Line Pkg.	5
F	37921-5	06278	1" Conduit x 200' (61 m) Line Pkg.	5
G	39063	39063	Accessory Container Lid	1
H	54284	54284	Accessory Container	1
J	25646	25646	1/2"-1" Cone adapter	1
K	25644	25644	1-1/4"-2-1/2" Cone adapter	1

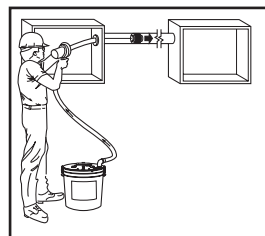
*See page 103 for replacement conduit pistons.

SPECIFICATIONS

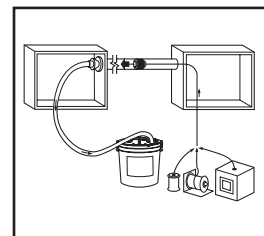
Capacity	1/2"-2" conduit with optional Accessory Kit (2-1/2"-4" with optional foam pistons) Liquid Capacity- 1.75 gal. (6.5 l) Use 690 Power Fishing System for greater liquid capacity requirements
Power Source	120 VAC, 1/2 H.P.
Weight	390-19 lbs. (8.6 kg)
Air Flow	101.2 cfm (2.83 cMm)
Vacuum Lift	137.1" (3482 mm) of Water



Blowing a piston through conduit using 390 Li'l Fisher™ Power Fishing System. Can be used with fish line, poly line or measuring tape.



Blowing a piston through conduit using 390 Li'l Fisher™ Power Fishing System using 691 Blow Gun with 595 Mighty Mouser® Fish Line.



Vacuuming a piston through conduit using 390 Li'l Fisher™ Power Fishing System. Can be used with fish line, poly line or measuring tape.

Portable Blower Power Fishing System



- Powerful, will blow line or measuring tape in up to 6" conduit.
- Portable, lightweight blower has shoulder strap to make it easy to carry and allow the operator to have both hands free.
- Efficient, includes the Mighty Mouser® blow gun for fast, easy line blowing.

CAT. NO.	UPC NO.	DESCRIPTION
591	32432	Portable Blower Power Fishing System
618	16517	Piston for 5" Conduit - IMC, Rigid
619	16951	Piston for 6" Conduit - EMT
16646	16646	Accessory - Adapter for 5" - 6" conduit

SPECIFICATIONS

Capacity	1/2" - 4" Conduit (5" and 6" with optional foam pistons)
Power Source	120 VAC 20 Amp
Weight	34 lbs. (15.2 kg)

Mighty Mouser® Blow Gun Kit



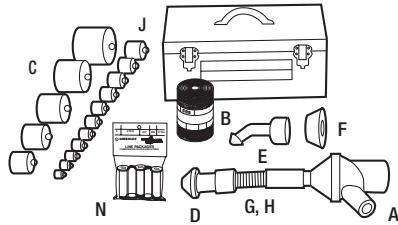
- This compact, self-contained Lexan® thermoplastic blow gun holds a 2,150' (655 m) package of 85 lb. (378 N) breaking strength fish line.
- Compact self-contained unit leaves one hand free for more efficient operation.
- Mighty Mouser® Blow Gun and Accessories all fit into compact sturdy metal case.

CAT. NO.	UPC NO.	DESCRIPTION
592	32565	Mighty Mouser® Blow Gun Kit for 1/2" - 4" Conduit in metal box
691	32095	Mighty Mouser Blow Gun (only)
595	32433	Fish Line - 85 lbs. (378 N) pulling strength; 2,150' (655 m) long
618	16517	Piston for 5" Conduit - IMC, Rigid
619	16951	Piston for 6" Conduit - EMT
16646	16646	Accessory - Adapter for 5" - 6" conduit

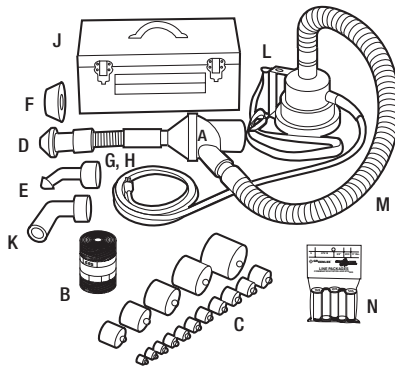
SPECIFICATIONS

Capacity	1/2" - 4" conduit, through 6" with additional optional accessories
Power Source	Use with blower power fishing systems
Weight	592-20 lbs. (9 kg) 691-1.7 lbs.(0.8 kg)

Parts List for Models 591 and 592



592 Mighty Mouser® Blow Gun Kit



591 Portable Blower Power Fishing System

KEY	CAT. NO.	UPC NO.	DESCRIPTION	592	591
A	691	32095	Mighty Mouser® Blow Gun	1	1
B	595	32433	Fish Line – 85 lbs. (378N) pulling strength; 2,150' (655 m) long	1	1
C	*		Piston for 1/2" Conduit	1	1
C	*		Piston for 3/4" Conduit	1	1
C	*		Piston for 1" Conduit	1	1
C	*		Piston for 1-1/4" Conduit	1	1
C	*		Piston for 1-1/2" Conduit	1	1
C	613	16511	Piston for 2" Conduit	1	1
C	614	16512	Piston for 2-1/2" Conduit – IMC, Rigid	1	1
C	621	19107	Piston for 2-1/2" Conduit – EMT	1	1
C	615	16513	Piston for 3" Conduit – IMC, Rigid	1	1
C	622	19109	Piston for 3" Conduit – EMT	1	1
C	616	16514	Piston for 3-1/2" Conduit – IMC, Rigid	1	1
C	646	24326	Piston for 3-1/2" Conduit – EMT	1	1
C	617	16515	Piston for 4" Conduit – IMC, Rigid	1	1
C	623	19110	Piston for 4" Conduit – EMT	1	1
D	25644	25644	Adapter Cone 1-1/4"-2-1/2" Conduit	1	1
E	25646	25646	Adapter Cone 1/2"-1" Conduit	1	1
F	25645	25645	Adapter Cone 3"-4" Conduit		1
G	32104	32104	Flexible Hose 1-1/2" dia. x 1' (38.1 mm x 305 mm)	1	1
H	33451	33451	Hose Clamp	1	1
J	32662	32662	Storage Box	1	1
K	23360	23360	Adapter Nozzle for Tape and Line		1
L	590	32422	Portable Blower		1
M	32431	32431	Flexible Hose 1-1/2" x 4' (38.1 mm x 1.2 m)		1
N	37917-10	06274	1/2" Conduit x 150' (46 m) Line Pkg.	10	10
N	37918-5	06275	3/4" Conduit x 200' (61 m) Line Pkg.	5	5
N	37920-5	06277	3/4" Conduit x 450' (137 m) Line Pkg.	5	5
N	37921-5	06278	1" Conduit x 200' (61 m) Line Pkg.	5	5
N	37923-5	06280	1" Conduit x 450' (137 m) Line Pkg.	5	5

*See page 103 for replacement conduit pistons.

Conduit Pistons



PISTON SETS

CAT. NO.	UPC NO.	CONDUIT SIZES AND TYPE
S2613	26777	1/2", 3/4", 1", 1-1/4", 1-1/2" and 2" EMT, IMC and Rigid
34317	34317	2-1/2", 3", 3-1/2" and 4" EMT

- Use with blower or vacuum power fishing system to pioneer the line through the conduit run.
- Flexible foam body for an air-tight seal.
- Color-coded end disk with embossed size markings for fast, easy selection.
- Strong steel center rod with loops on both ends.
- Pistons available for all types and sizes of conduit 1/2" through 6".

INDIVIDUAL PISTONS

CAT. NO.	UPC NO.	PACKAGE	CONDUIT SIZE	CONDUIT TYPE	COLOR
608-5	08263	POP	1/2"	All	Green
608	11038	Bulk	1/2"	All	Green
609-5	08264	POP	3/4"	All	Green
609	11039	Bulk	3/4"	All	Green
610-5	08265	POP	1"	All	Green
610	11040	Bulk	1"	All	Green
611-3	08266	POP	1-1/4"	All	Green
611	11041	Bulk	1-1/4"	All	Green
612-2	08267	POP	1-1/2"	All	Green
612	11042	Bulk	1-1/2"	All	Green
613	16511		2"	All	Green
614	16512		2-1/2"	IMC, Rigid	Green
621	19107		2-1/2"	EMT	Yellow
615	16513		3"	IMC, Rigid	Green
622	19109		3"	EMT	Yellow
616	16514		3-1/2"	IMC, Rigid	Green
646	24326		3-1/2"	EMT	Yellow
617	16515		4"	IMC, Rigid	Green
623	19110		4"	EMT	Yellow
618	16517		5"	All	Green
619	16951		6"	All	Green

Fish Line




- Strong, lightweight nylon.
- 595 – Center feed for fast payout without tangling. Use with Mighty Mouser® blow gun.
- 604, 605, 606 and 607 – Specially wound to payout fast from outside without tangles.
- Mildew-resistant, can be pulled into the run with the wire to provide a means to add wires later.

CAT. NO.	UPC NO.	STRENGTH		LENGTH	
		LBS.	N	FT	m
595	32433	85	378	2150	655
604	23368	85	378	2200	670
605	16504	45	200	2750	838
606	16505	72	320	1700	517
607	16506	90	400	1350	411

Line Packages

- Combination piston and string all in one.
- Blow or vacuum through, leaving a lightweight line strong enough to pull a rope.
- 17 lb. breaking strength.



CONDUIT SIZE	LENGTH		COLOR	BOXED			BAGGED		
	FT.	m		CAT. NO.	UPC NO.	PER BOX	QTY. CAT. NO.	UPC NO.	QTY. PER BAG
1/2"	75	23	Red	37904-50	06260	50	37914-10	06270	10
1/2"	150	46	Red	37907-50	06263	50	37917-10	06274	10
3/4"	75	23	Yellow	37905-50	06261	50	37915-10	06272	10
3/4"	200	61	Yellow	37908-50	06264	50	37918-5	06275	5
3/4"	300	91	Yellow	37909-25	06265	25	37919-5	06276	5
3/4"	450	137	Yellow	37910-25	06266	25	37920-5	06277	5
1"	75	23	White	37906-50	06262	50	37916-10	06273	10
1"	200	61	White	37911-50	06267	50	37921-5	06278	5
1"	300	91	White	37912-25	06268	25	37922-5	06279	5
1"	450	137	White	37913-25	06269	25	37923-5	06280	5

ULTRA FEEDER

Ultra Cable Feeder™



- Feeds cable at variable speeds to match the speed of cable puller.
- Accommodates cable ranging in size up to 3.5" (88.9 mm) in diameter.
- Sets up easily and can be operated by just one person.
- Dual motors drive each wheel for traction on both sides of the cable.
- Comes with pendant and toggle switch. An optional foot switch is available to control feeding.
- Two cable loading methods: top-loading and end-loading.
- Patented.

CAT. NO.	UPC NO.	DESCRIPTION
6810	05564	Ultra Cable Feeder with Hand Switch
445	24821	Foot Switch
05645	05645	Tee (included)
50302	50302	Hitch (included)

SPECIFICATIONS

Power Supply	115 VAC, 15 amps, 60 Hz	
Speed	4-36 feet per minute (1.2-11 meters per minute)	
Maximum Tractive Force	Single Cable: 200 lbs. (.9 kN) All Cables: 800 lbs. (3.5 kN)	
Cable Capacity	Quantity	Size
	8 x	250 MCM (120 mm ²)
	6 x	500 MCM (240 mm ²)
	5 x	750 MCM (300 mm ²)
Reel Weight Capacity	25,000 lbs. total (11,300 kg)	
Size	41" long x 27.5" wide x 37.5" high (1040 mm x 699 mm x 953 mm)	
Weight	-285 lbs. (130 kg)	
Tire Pressure	22 psi (1.5 bar)	

Cable Puller Selection Guide

CAT. NO.	DESCRIPTION	PAGE NO.	PULLING FORCE		WEIGHT		DIMENSIONS			SPEED						POWER	REQUIRED ROPE	
			CONT	MAX	PULLER	CHAIN	LENGTH	WIDTH	HEIGHT	NO LOAD	800LBS	2000LBS	4000LBS	5000LBS	6000LBS			8000LBS
6800	Ultra Tugger™ 8 Power Cable Puller	106	6500 lbs.	8000 lbs.	86 lbs.		11-1/2"	26"	8-1/2"	9 fpm		8 fpm	7.5 fpm		7 fpm	6 fpm	1-1/2 HP electric	7/8" double braid
6501	Ultra Tugger™ 5 Power Cable Puller	107	4,000 lbs.	5000 lbs.	84 lbs.		11-1/2"	26"	6-3/4"	14.5 fpm			11.0 fpm	9.5 fpm			1-1/2 HP electric	3/4" double braid
6001	Super Tugger® Power Cable Puller	110	4500 lbs.	6500 lbs.	108 lbs.	8 lbs.	20-3/4"	22-1/2"	12"	16.5 fpm		11 fpm	7.5 fpm	6 fpm			1-1/2 HP electric	3/4" double braid
640	Tugger® Power Cable Puller	112	2500 lbs.	4000 lbs.	68 lbs.	8 lbs.	21"	21"	12"	35 fpm	up to 35 fpm	16 fpm	6 fpm				1 HP electric	9/16" double braid
2001	Easy Tugger™ Power Cable Puller	114	1400 lbs.	2000 lbs.	52 lbs.	6 lbs.	15"	19"	9-1/2"	22 fpm		11 fpm					1/2 HP electric	5/8" multiplex
805	Fiber Optic Cable Puller	115	600 lbs.	800 lbs.	33 lbs.	3 lbs.	8"	18"	11-1/4"	up to 75 fpm	up to 35 fpm						1/2 HP electric	3/8" multiplex
766	Manual Wire Puller	115		1500 lbs.	35 lbs.		52"	18"	10"									†


† - 766 comes with 200 ft. of aircraft-type steel swaged cable.

ULTRA TUGGERS

Ultra Tugger® 5 and Ultra Tugger® 8 Set-Up



The Versi-Boom™ Plus System can reach into a man-hole, yet allow the operator to run the puller from above.



In this application, the operator is making a downward pull from the box using the Ultra Tugger with the floor mount anchored to the floor. The equipment used is available in packages 6800 and 6805.



In this application, the operator is making a downward pull from the box using the Ultra Tugger with the chain mount mounted onto the conduit. The equipment used is available in package 6801 and 6501. Rope is not included.



In this application, the operator is making an upward pull from the box using the Ultra Tugger with the Versi-Boom System attached to the "T" stand. The equipment used is available in packages 6802 and 6805.



In this application, the operator is making an upward pull from the box using the Ultra Tugger with the pipe adapter sheave mounted onto the conduit. The equipment used is available in packages 6805 and 6805.



In this application, the operator is making an upward pull from the box using the Ultra Tugger and Versi-Boom System attached to the mobile carriage. The equipment used is available in package 6805 and 6503. Rope is not included.



In this application, the operator is making an upward pull from the box using the Ultra Tugger and Versi-Boom Plus System attached to the mobile carriage. The equipment used is available in package 6805 and 6505. Rope is not included.

Ultra Tugger® 8 Cable Puller: 8000 lb. (35.8kN) rated




NRTL/C

- Pulls up to 8,000 (35.8 kN) lbs.
- Versi-Boom System allows you to make versatile and fast setups and pull 10' (3 m) or 20' (6 m) of extra cable easily.
- Uses standard 3" rigid steel conduit for boom.
- Direct gear drive
- Lightweight
- Portable
- Optional deluxe force gauge
- Patented

SPECIFICATIONS

Weight	86 lbs. (39 kg) (6800 only)
Dimensions	Length – 11.5" (292.1 mm), Width – 26" (660.4 mm), Height – 8.5" (215.9 mm)
Drive Motor	1-1/2 Horsepower
Power Source	6800, 01, 02, and 05 – 120 V 20 A
Power Source	6800-22, 6802-22 and 6805-22 – 220 VAC 50 HZ
Pulling Force – Maximum	– 8,000 lbs. (35.8 kN), Continuous – 6,500 lbs. (28.9 kN)
Pulling Speed – No Load:	9 fpm, At 2000 lbs. (8.8 kN): 8 fpm,
Feet (Meters)	At 4000 lbs. (17.9 kN): 7.5 fpm, At 6000 lbs. (26.7 kN):
Per Minute	7 fpm, At 8000 lbs (35.8 kN): 6 fpm
Power Source	120 V 20 A
Rope – Average Breaking Strength or More	– 7/8 diameter (22.2 mm); Double-Braided Polyester Composite – Rated at 32,000 lbs. (142 kN)

*See page 109 for UT8 component list

CAT. NO.	UPC NO.	DESCRIPTION
6800	00985	Ultra Tugger 8 Cable Puller with Standard Force Gauge, and Floor Mount
6800-22	03196	Same as 6800, except 220 VAC 50 Hz CE
6801	00986	Ultra Tugger 8 Cable Puller with Standard Force Gauge, and Conduit Chain Mount
6802	00987	Ultra Tugger 8 Cable Puller with Standard Force Gauge, Pipe Adapter Sheave, Floor Mount, Versi-Boom™ System and "T" Stand, excludes Extensions and 3", 3-1/2" & 4" Slip-on Couplers, Elbow, Wheeled Carriage, Screw-on Couplers, or Rope
6802-22	03197	Same as 6802, except 220 VAC 50 Hz CE
6805	00993	Same as the 6802 plus the Versi-Boom Plus Extension and Elbow, Wheeled Carriage and 3", 3-1/2" and 4" Screw-on Couplers without Rope
6805-22	03198	Same as 6805, except 220 VAC 50 Hz CE



6800:
Floor Mount Package



6801:
Conduit or Pole Mount Package



6802:
Basic Package without rope



6805: Deluxe Package
with wheeled carriage without rope

NOTE: Rope is a very critical link in the cable pulling system. See pages 124 & 125 for proper pulling rope selection.

Ultra Tugger® 5 Cable Puller: 5,000 lb. (22.2kN) Rated

NEW



6501



6503



6505

- 5,000 lbs. (22.3 kN) pulling force, enough power to pull most 500 kcmil (MCM) (240 mm²) jobs of 500 feet (152 m) or less.
- Pull speed range of 9 to 14 fpm (2.7 to 4.3 mpm) will complete most 500 ft. (152 m) pulls in 1 hour or less.
- Wheeled carriage and boom provides fast setup with no anchors to set or chains to mount.
- Boom uses 3" rigid steel conduit for easy length adjustment to pull 10 to 20 feet (3 to 6 m) of cable out of the box fast and easy.
- Greenlee 5,000 lb. (22.3 kN) and 8,000 lb. (35.7 kN) Ultra Tugger power units are interchangeable in all Ultra Tugger puller packages such as 6503, 6505, 6802 or 6805.
- Use 6501 Ultra Tugger 5,000 lb. (22.3 kN) capacity cable puller power unit with current 6805 Ultra Tugger wheeled carriage and boom to pull cable faster.
- Patented.

CAT. NO.	UPC NO.	DESCRIPTION
15000	15000	Ultra Tugger® 5 Cable Puller Power Unit only with standard force gauge
6501	11221	Ultra Tugger® 5 Cable Puller Power Unit. Includes standard force gauge, chain mount and vise chains
6503	11222	Ultra Tugger® 5 Cable Puller Basic Package. Includes standard force gauge, wheeled carriage, 4 ft. (1.2 m) boom, boom mount and nose unit, 2-1/2", 3" and 4" slip-in couplings, 2-1/2", 3" and 4" screw-on couplings. Rope and storage box are optional.
6505	11223	Ultra Tugger® 5 Cable Puller Deluxe Package. Same as 6503 plus 3-ft. (.9 m) boom, elbow unit and floor mount. Rope and storage box are optional.
00862	00862	Pipe Adapter Sheave
00865	00865	Floor Mount
00967	00967	Deluxe Force Gauge (see page 108)
3048	23362	Storage Box
35098	35098	Pull Rope, 3/4" x 300 ft. (19.1 mm x 91 m) Double-Braided Composite
35100	35100	Pull Rope, 3/4" x 600' (19.1 mm x 182 m) (for UT5)
00781	00781	Screw-on Coupling, 2-1/2" (See page 109)
00783	00783	Screw-on Coupling, 3-1/2"


SPECIFICATIONS

Weight	84 lbs. (38 kg)
Length	11.5" (29 cm)
Width	26" (66 cm)
Height	6.75" (17 cm)
Drive Motor	1-1/2 hp (1.12 kw)
Power Requirement	120 VAC 20 A
Continuous Pull Force	4,000 lbs. (17.8 kN)
Maximum Pull Force	5,000 lbs. (22.2 kN) Refer to instruction manual 999 5029.4 for operating times.
Pulling Speed	No Load - 14.5 fpm; 4,000 lbs. - 11.0 fpm; 5,000 lbs. - 9.5 fpm
Required Rope	3/4" Double-Braided Polyester Composite rope with 20,000 lb. (88.8 kN) minimum breaking strength

*See page 109 for UT5 component list

ULTRA TUGGER ACCESSORIES

Deluxe Force Gauge



- Measures tension on the rope, to an accuracy of $\pm 5\%$.
- Accuracy is not affected by initial rope size, or the change in rope size as it is loaded.
- 0-10 VDC Analog output to optional strip chart recorder for permanent record of pulling force.
- Switchable 120VAC receptacle for chart recorder.
- Use with pulling rope up to 7/8" diameter (22.2 mm) maximum. Also use with Kevlar® tape.

SPECIFICATIONS

Deluxe Force Gauge Accuracy $\pm 5\%$

CAT. NO.	UPC NO.	DESCRIPTION
00967	00967	Deluxe Force Gauge

Ultra Tugger® Speed Booster




- The Ultra Tugger Speed Booster increases the speed of the Ultra Tugger to pull approximately twice as fast as normal, up to 2,500 lbs. (11.1 kN).
- For use with the Greenlee Ultra Tugger 5 and Ultra Tugger 8 cable pullers only.
- Increases productivity on lower force runs and during the initial phase of a high force pull.
- Automatically switches to low speed at 2,500 lbs. (11.1 kN) to protect the puller motor.
- Ultra Tugger adapter cord and plug included.

CAT. NO.	UPC NO.	DESCRIPTION
03561	03561	Ultra Tugger Speed Booster
04884	04884	Ultra Tugger Cord and Plug Kit

SPECIFICATIONS

Capacity	0 to 2,500 lbs. (11.1 kN) pulling force in high speed mode
Dimensions	Height: 9.5" (241.3 mm); Width 13" (330.2 mm); Depth: 15.5" (393.7 mm)
Weight	46 lbs. (20.9 kg)
Pulling Speed, Ultra Tugger 5	No Load - 28 fpm (8.5 mpm); At 1200 lbs. (5.3 kN) - 25 fpm (7.6 mpm)
Pulling Speed, Ultra Tugger 8	No Load - 18 fpm (5.5 mpm); At 2000 lbs. (8.8 kN) - 16 fpm (4.9 mpm)
Power	115 VAC, 15A Input; 115/230 VAC, 15/6A Output

Ultra Tugger® Slip-in Couplings




- Use to attach the Versi-Boom™ to the conduit.
- Couplings slip into the conduit and pin to the Versi-Boom.
- For use with the Versi-Boom system only.

CAT. NO.	UPC NO.	SIZE	WEIGHT
00804	00804	2.5"	6 lbs (2.7 kg)
00811	00811	3"	7 lbs (3.2 kg)
00815	00815	3.5"	9 lbs (4.1 kg)
00820	00820	4"	11 lbs (5 kg)
00827	00827	5"	13 lbs (5.8 kg)

SPECIFICATIONS

Size	2-1/2" - 5" EMT, IMC or Rigid
Weight	00804 - 6 lbs. (2.7 kg) 00811 - 7 lbs. (3.2 kg) 00815 - 9 lbs. (4.1 kg) 00820 - 11 lbs. (5 kg) 00827 - 13 lbs. (5.8 kg)

Ultra Tugger® Screw-on Couplings



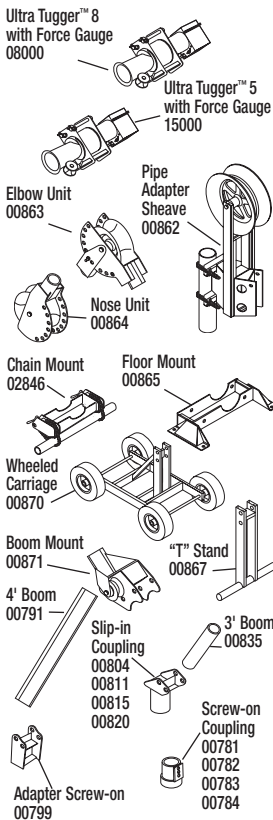
- Use to attach the Versi-Boom™ to the conduit when pulling from overhead.
- The coupling and adapter threads onto the conduit and pins to the Versi-Boom.
- The screw-on coupling and adapter must be used together. One adapter fits all of the screw-on couplings.

CAT. NO.	UPC NO.	DESCRIPTION
00868	00868	Screw-on Coupler Set for 2-1/2", 3", 3-1/2", and 4" conduit
03661	03661	Optional Screw-on Coupling for 2" conduit
00781	00781	Optional Screw-on Coupling for 2-1/2" conduit

SPECIFICATIONS

Size	2-1/2" - 4" EMT, IMC or Rigid
Weight	00868 - 22 lbs. (10.0 kg) 00781 - 3 lbs. (1.36 kg)

Ultra Tugger™ 5 and Ultra Tugger™ 8 Components



CAT.NO.	UPC NO.	DESCRIPTION	6501	6503	6505	6800	6801	6802	6805
08000	08000	Ultra Tugger 8 w/force gauge				✓	✓	✓	✓
15000	15000	Ultra Tugger 5 w/force gauge	✓	✓	✓				
00862	00862	Pipe Adapter Sheave						✓	✓
00863	00863	Elbow Unit			✓				✓
00864	00864	Nose Unit		✓	✓			✓	✓
00865	00865	Floor Mount				✓		✓	✓
02846	02846	Chain Mount	✓					✓	✓
00867	00867	"T" Stand						✓	✓
00870	00870	Wheeled Carriage		✓	✓				✓
00871	00871	Boom Mount		✓	✓			✓	✓
00835	00835	3' (.9 m) Boom Tube			✓				✓
00791	00791	4' (1.2 m) Boom Tube		✓	✓			✓	✓
00804	00804	2-1/2" Slip-in Coupling		✓	✓				
00811	00811	3" Slip-in Coupling		✓	✓			✓	✓
00815	00815	3-1/2" Slip-in Coupling		✓	✓			✓	✓
00820	00820	4" Slip-in Coupling		✓	✓			✓	✓
00799	00799	Adapter for Screw-on Coupling		✓	✓				✓
00781	00781	2-1/2" Screw-on Coupling		✓	✓				
00782	00782	3" Screw-on Coupling		✓	✓				✓
00783	00783	3-1/2" Screw-on Coupling							
00784	00784	4" Screw-on Coupling		✓	✓				✓
35098	35098	3/4" x 300' (19.1mm x 91m) Rope (For UT5)							
35100	35100	3/4" x 600' (19.1mm x 182m) Rope (for UT5)							
34136	34136	7/8" x 300' (22.2 mm x 91 m) Rope (for UT8)							
34137	34137	7/8" x 600' (22.2 mm x 182 m) Rope (for UT8)							
654	34362	Rope Stand							
3048	23362	Storage Box						✓	✓
603	23405	Casters - 2 Rigid, 2 Swivel						✓	✓

TUGGERS

Super Tugger® Cable Puller: 6500 lb. (28.9 kN) rated



- Pull up to 6,500 lbs. (28.9 kN) with less than 27 lbs. (120 N) of operator effort.
- Unique floor mounting attachment for quick, reliable setup.
- Leaf-type mounting chains won't twist when tightening.
- Heat-treated steel serrated gripper feet for secure mounting to conduit.
- Force Gauge included to constantly monitor the pull.
- Right-angle sheave allows the operator to stand out of the direct line of force.
- Audio alarm high force warning and circuit breaker shut off at maximum force for added safety.
- Tapered capstan and patented rope guidance system for better control of the rope when feeding onto the capstan.
- Patented.

CAT. NO.	UPC NO.	DESCRIPTION
6001	29627	Super Tugger Cable Puller Power Unit, Includes force gauge and vise chains
6001-22	31466	Same as 6001 except 220 VAC 50 HZ
6000	29909	Super Tugger Complete Puller Package. Includes 6001 Super Tugger cable puller power unit, pipe adapter sheave, flexible pipe adapter, 12" hook type cable sheave, mobile extension boom, 2", 2-1/2", 3", 3-1/2", 4" extension bushings, 3/4" x 300' (19.1 mm x 91 m) double-braided polyester rope, rope reel stand, floor mount, and steel storage box with casters.
6003	36241	Super Tugger Complete Puller Package. Includes 6001 Super Tugger cable puller power unit, pipe adapter sheave, flexible pipe adapter, mobile extension boom, 2", 2-1/2", 3", 3-1/2", 4" extension bushings, floor mount, and steel storage box with casters.
6006	30435	Super Tugger Complete Puller Package. Includes 6001 Super Tugger cable puller power unit, pipe adapter sheave, flexible pipe adapter, 12" hook type cable sheave, mobile extension boom, 2", 2-1/2", 3", 3-1/2", 4" extension bushings, 3/4" x 600' (19.1 mm x 182 m) double-braided polyester rope, rope reel stand, floor mount, and steel storage box with casters.
6000-22	31467	Same as 6000 except 220 VAC 50 HZ
6006-22	33344	Same as 6006 except 220 VAC 50 HZ
35098	35098	Double-Braided Composite Rope 3/4" x 300' (19.1 mm x 91 m)
35100	35100	Double-Braided Composite Rope 3/4" x 600' (19.1 mm x 182 m)
35101	35101	Double-Braided Composite Rope 3/4" x 1,200' (19.1 mm x 365 m)
34136	34136	Double-Braided Composite Rope 7/8" x 300' (22.2 mm x 91 m)
34137	34137	Double-Braided Composite Rope 7/8" x 600' (22.2 mm x 182 m)
34138	34138	Double-Braided Composite Rope 7/8" x 1,200' (22.2 mm x 365 m)
445	24821	Foot Switch

CAT. NO.	UPC NO.	DESCRIPTION	6001	6000	6003	6006	6001-22
6001 Cable Puller Parts							
29631	29631	Vise Chain Unit includes one each of the following five items below (Two complete Vise Chain sets are required)					
35661	35661	(1) Vise Chain	✓				✓
29630	29630	(2) Vise Chain Handle	✓				✓
53965	53965	(3) Vise Chain Retaining Screw	✓				✓
35657	35657	(4) Washer	✓				✓
35660	35660	(5) Chain Positioner	✓				✓
37179	37179	120 VAC Force Gauge	✓				
35638	35638	220 VAC Force Gauge					✓

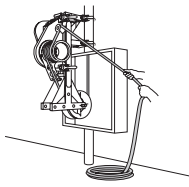
Cable Pulling Components							
A	6001	29627	Cable Puller	✓	✓	✓	
B	6049	29826	Pipe Adapter Sheave		✓	✓	✓
C	6085	29912	Flexible Pipe Adapter		✓	✓	✓
D	6080	29964	Mobile T-Boom		✓	✓	✓
D	16782	16782	2" Extension Bushing		✓	✓	✓
D	16783	16783	2-1/2" Extension Bushing		✓	✓	✓
D	16784	16784	3" Extension Bushing		✓	✓	✓
D	16785	16785	3-1/2" Extension Bushing		✓	✓	✓
D	16786	16786	4" Extension Bushing		✓	✓	✓
E	3048	23362	Storage Box		✓	✓	✓
	695	30239	Castors		✓	✓	✓
F	6037	35605	Cable Puller Floor Mount		✓	✓	✓
G	35098	35098	3/4" x 300' (19.1 mm x 91 m) Double-Braided Composite Rope			✓	
G	35100	35100	3/4" x 600' (19.1 mm x 182 m) Double-Braided Composite Rope				✓
H	644	15316	Rope Stand		✓		
	654	34362	Rope Stand				✓
J	8012	00872	12" (304.8 mm) Hook Sheave		✓		✓

SPECIFICATIONS


Pulling Force	Maximum: 6,500 lbs. (28.9 kN) Continuous: 4,500 lbs. (20 kN)
Dimensions	Length: 20-3/4" (527 mm) Width: 22-1/2" (572 mm) Height: 12" (305 mm)
Weight	6001, 6001-22: 108 lbs. (49 kg) 6003: 454 lbs. (206 kg) 6000, 6000-22: 550 lbs. (250 kg) 6006, 6006-22: 612 lbs. (278 kg)
Pulling Speed – Feet (Meters) Per Minute	No Load: 16.5 (5) At 2000 lbs.: (8.8 kN) – 11 (3.4) At 4000 lbs.: (17.9 kN) – 7.5 (2.3) At 6000 lbs.: (26.7 kN) – 6 (1.8)
Power	1-1/2 HP (1.1 kW): 120 VAC 1-1/2 HP (1.1 kW): 220 VAC 50HZ
Rope – Average Breaking Strength or More	3/4" (19.1 mm) Double-Braided Composite – Rated at 26,000 lbs. (115.6 kN)

NOTE: Rope is a very critical link in the cable pulling system. See pages 124 & 125 for proper pulling rope selection.

Super Tugger® Cable Puller Set-Up



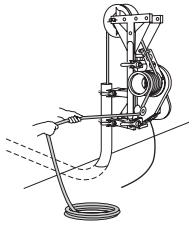
Down Pull through exposed conduit with 6001 Super Tugger Puller and 6049 Pipe Adapter Sheave.




Attach 6080 Mobile "T" Boom and 6001 Super Tugger Puller. Pull.

Setups are shown without force gauge. Place the force gauge so the operator has an unobstructed view of the meter and quick access to its ON/OFF switch. **Always use a force gauge.**

Illustrated are typical pulling setups. Actual applications may require variations from these examples. Select components with maximum rated capacities that meet or exceed the cable puller's maximum pulling force.

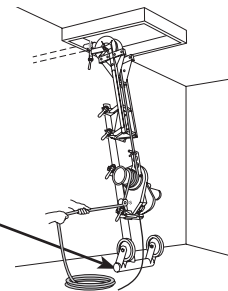


Up pull using Pipe Adapter Sheave.



Horizontal pull with 6001 Super Tugger Puller and 6049 Pipe Adapter Sheave.

SECURE TO PREVENT POSSIBLE MOVEMENT.



Overhead pull using Flexible Pipe Adapter, Pipe Adapter Sheave and Mobile "T" Boom.

11147 Ultra Tugger® 640/6001 Adapter Package


CAT. NO.	UPC NO.	DESCRIPTION
11147	11147	Ultra Tugger 640/6001 Adapter Package Includes wheeled carriage, 4 ft. (1.2 m) boom, boom adapter, nose unit, 2-1/2", 3" and 4" slip-in couplings and 2", 3" and 4" screw-on couplings
00863	00863	Elbow Unit
00835	00835	3 ft. (.9 m) Boom
00815	00815	Slip-in Coupling, 3-1/2"
00827	00827	Slip-in Coupling, 5"
00781	00781	Screw-on Coupling, 2-1/2"
00783	00783	Screw-on Coupling, 3-1/2"
3048	23362	Storage Box

- Adapt Greenlee 640 Tugger and 6001 Super Tugger to Ultra Tugger Wheeled Carriage and Boom for faster and easier cable puller setups.
- Wheeled carriage and boom provides fast setup with no anchors to set or chains to mount.
- Boom uses 3" rigid steel conduit for easy length adjustment to pull 10 feet (3m) of cable out of the box fast and easy.
- Optional Elbow Unit and Boom available to reach into manholes or pull up to 20 feet (6 m) of cable out of the box.
- Patent pending.

SPECIFICATIONS

Weight	198 lbs. (90 kg)
Length	91-1/2" (232 cm)
Width	27" (69 cm)
Height	38-1/2" (98 cm)
Use With	Greenlee 640 and 6001 Cable Pullers
Load Rating	6500 lbs. (28.9 kN)

NEW



11147

Tugger® Cable Puller: 4000 lbs. rated



- An economical puller with enough power for most jobs.
- Lighter weight for easier mounting in tough applications.
- Leaf-type mounting chains won't twist when tightening.
- Unique floor mounting attachment for quick reliable setup.
- Right-angle sheave allows the operator to stand out of the direct line of force.
- Audio alarm high force warning and circuit breaker shut off at maximum force for equipment protection and added safety.
- Tapered capstan and patented rope guidance system for better control of rope.
- Patented.

CAT. NO. UPC NO. DESCRIPTION

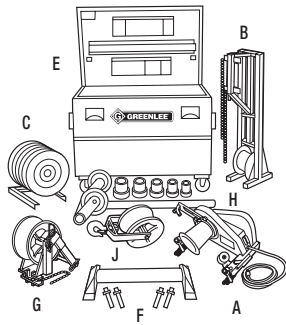
CAT. NO.	UPC NO.	DESCRIPTION
640	35300	Tugger Cable Puller Power Unit. Includes vise chains
640-22	35763	Same as 640 except 220 VAC 50 HZ
642	29844	Tugger Puller Package. Includes 640 Tugger cable puller power unit, pipe adapter sheave, floor mount, 9/16" × 300' (14.3 mm × 91 m) double-braided polyester rope, rope reel stand and steel storage box
676	36242	Tugger Puller Package without rope. Includes 640 Tugger cable puller power unit, pipe adapter sheave, flexible pipe adapter, mobile extension boom, 2", 2-1/2", 3", 3-1/2", 4" extension bushings, floor mount and steel storage box with casters.
686	17163	Tugger Puller Package. Complete. Includes 640 Tugger cable puller power unit, pipe adapter sheave, flexible pipe adapter, 12" hook-type cable sheave, mobile extension boom, 2", 2-1/2", 3", 3-1/2", 4" extension bushings, 9/16" × 300' (14.3 mm × 91 m) double-braided polyester rope, rope reel stand, floor mount, and steel storage box with casters.
686-22	23832	Same as 686 except 220 VAC 50 HZ
37171	37171	Force Gauge for 120 VAC 640 cable puller
35766	35766	Force Gauge for 220 VAC cable puller
35283	35283	Double-Braided Composite Rope 9/16" × 300' (14.3 mm × 91 m)
35284	35284	Double-Braided Composite Rope 9/16" × 600' (14.3 × 365 m)
35285	35285	Double-Braided Composite Rope 9/16" × 1,200 (14.3 mm × 365 m)
445	24821	Foot Switch

SPECIFICATIONS

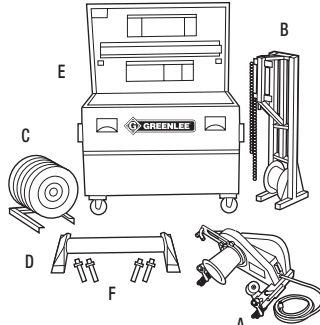
Dimensions	Length – 21" (533 mm), Width – 21" (533 mm), Height – 12" (305 mm)
Pulling Force	Maximum – 4,000 lbs. (17.9 kN) Continuous – 2,500 lbs. (11.1 kN)
Weight	640, 640-22 – 82 lbs. (38 kg) 676 – 373 lbs. (170 kg) 642 – 330 lbs. (150 kg) 686, 686-22 – 427 lbs. (194 kg)
Pulling Speed – Feet (Meters) Per Minute	No Load – 35 (10.67), At 2000 lbs. (8.8 kN) – 16 (4.87) At 4000 lbs. (17.9 kN) – 6 (1.83)
Power	1 HP (746 W) – 120 VAC, 1 HP (746 W) – 220 VAC 50HZ
Rope – Average Breaking Strength or More	9/16" (14.3 mm) Double-Braided Composite: Rated at 16,000 lbs. (71.1 kN)

NOTE: Rope is a very critical link in the cable pulling system. See pages 124 & 125 for proper pulling rope selection.

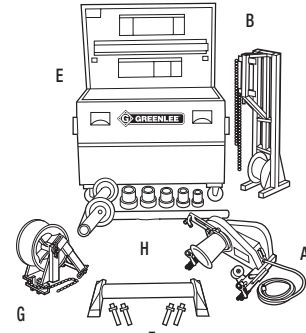
Tugger® Cable Puller: 4000 lbs. rated (continued)



686 Tugger® Puller System



642 Tugger® Puller System

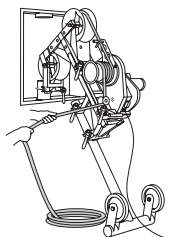


676 Tugger® Puller System without Rope

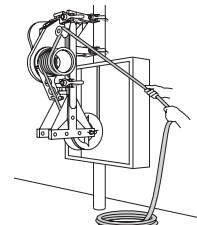
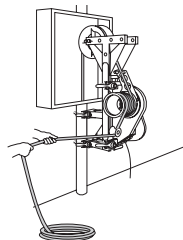
KEY	CAT. NO.	UPC NO.	DESCRIPTION	640	642	676	686
640 Cable Puller Parts							
	29631	29631	Vise Chain Unit: includes one each of the following five items below Two complete Vise Chain sets are required				
	35661	35661	(1) Vise Chain	✓			
	29630	29630	(2) Vise Chain Handle	✓			
	53965	53965	(3) Vise Chain Retaining Screw	✓			
	35657	35657	(4) Washer	✓			
	35660	35660	(5) Chain Positioner	✓			
Cable Pulling Components							
A	640	35300	Cable Puller		✓	✓	✓
B	649	15323	Pipe Adapter Sheave		✓	✓	✓
C	35283	35283	9/16" x 300' (14.3 mm x 91 m) Double-Braided Composite Rope		✓		✓
D	644	15316	Rope Stand		✓		✓
E	3048	23362	Storage Box		✓	✓	✓
	695	30239	Casters			✓	✓
F	6037	35605	Cable Puller Floor Mount		✓	✓	✓
G	685	16780	Flexible Pipe Adapter			✓	✓
H	6080	29964	Mobile T-Boom			✓	✓
H	16782	16782	2" Extension Bushing			✓	✓
H	16783	16783	2-1/2" Extension Bushing			✓	✓
H	16784	16784	3" Extension Bushing			✓	✓
H	16785	16785	3-1/2" Extension Bushing			✓	✓
H	16786	16786	4" Extension Bushing			✓	✓
J	651	15325	12" (304.8 mm) Hook Sheave				✓

640 Tugger® Cable Puller Set-Up

Setups are shown without force gauge. Place the force gauge so the operator has an unobstructed view of the meter and quick access to its ON/OFF switch. **Always use a force gauge.**




Add 6080 Mobile "T" Boom and 640 Tugger Puller



Down Pull with 640 Tugger Puller and 649 Pipe Adapter Sheave through exposed conduit.

NOTE: Rope is a very critical link in the cable pulling system. See pages 124 & 125 for proper pulling rope selection.

Easy Tugger® Cable Puller 2000 lb. (8.8 kN) rated




- Lightweight puller for fast pulling of branch circuits.
- Economical 2,000 lb. (8.8 kN) capacity for pulling fiber optic cables.
- Faster, easier setup, only weighs 52 lbs. (24 kg).
- 2042 includes all attachments required for most setups.

CAT. NO.	UPC NO.	DESCRIPTION
2001	31038	Easy Tugger Cable Puller Power Unit - 120 VAC
2042	32440	Easy Tugger Cable Pulling System. Includes 2001 Easy Tugger cable puller power unit, 2049 pipe adapter sheave, 483 5/8" x 300' (15.9 mm x 91 m) multiplex rope, 644 rope stand and 2448 storage box
483	31532	Multiplex Polyester Rope 5/8" x 300' (15.9 mm x 91 m)
484	31533	Multiplex Polyester Rope 5/8" x 600' (15.9 mm x 182 m)
485	31534	Multiplex Polyester Rope 5/8" 1,200' (15.9 mm x 365 m)
685	16780	Flexible Pipe Adapter - Allows attachment of 2049 pipe adapter sheave to conduit
2049	32226	Pipe Adapter Sheave
445	24821	Foot Switch

PARTS

KEY	CAT. NO.	UPC NO.	DESCRIPTION	2042
A	2001	31038	Cable Puller power unit	1
B	2049	32226	Pipe Adapter Sheave	1
C	483	31532	Multiplex Polyester Rope 5/8" x 300' (15.9 mm x 91m)	1
D	644	15316	Rope Stand	1
E	2448	23273	Storage Box	1



SPECIFICATIONS

PULLING FORCE

Maximum 2,000 lbs. (8.8 kN)
Continuous 1,400 lbs. (6.2 kN)

DIMENSIONS

Length 15" (381 mm), **Width** 19" (483 mm), **Height** 9-1/2" (241 mm)
Weight 2001 – 52 lbs. (24 kg), 2042 – 275 lbs. (125 kg), 2001-22 – 52 lbs. (24 kg)

PULLING SPEED – Feet (Meters) Per Minute


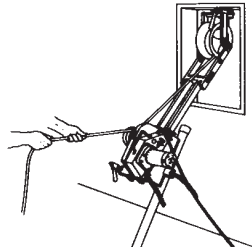
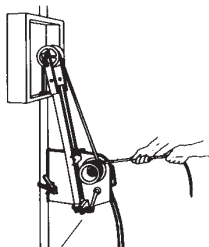
No Load 22 (6.7), **At 2000 lbs.** (8.8 kN): 11 (3.3)

Power 1/2 HP (373 W): 120 VAC Electric, 1/2 HP (373 W): 220 VAC Electric 50HZ

Rope – Average Breaking Strength or More:
5/8" (15.9 mm) Multiplex: Rated at 8,000 lbs. (35.6 kN)


Illustrated are typical pulling setups. Actual applications may require variations from these examples. Select components with maximum rated capacities that meet or exceed the cable puller's maximum pulling force.

2001 Easy Tugger™ Cable Puller Typical Set-Up



NOTE: Rope is a very critical link in the cable pulling system. See pages 124 & 125 for proper pulling rope selection.

Fiber Optic Cable Puller



800 LBS. RATED



33656

- Both speed and maximum pulling force can be set by the operator.
- Electronically displays both actual speed and actual force while running.
- Shuts down when maximum preset force is reached to prevent damage to the cable being pulled at 200-800 lb. (0.9kN-3.5kN) adjustment range.
- Features a gradual restart after automatic shut-down to prevent quick snap stressing.
- Ports provided to link to optional strip recorder for permanently documenting pulling force or speed.
- Dual grooved capstans provide excellent rope control.
- Patented

SPECIFICATIONS

PULLING FORCE

Maximum Adjustable up to 800 lbs. (3.5 kN)
Continuous 600 lbs. (2.6 kN)

DIMENSIONS

Length 8" (203 mm), **Width** 18" (457 mm), **Height** 11-1/4" (286 mm)
Weight 103 lbs. (46.7 kg)

PULLING SPEED – Feet (Meters) Per Minute

No Load up to 75 (22.8), **At 800 lbs.** (3.5 kN): up to 35 (10.7)

Power 1/2 HP (373 W): 120 VAC

Rope Average Breaking Strength or More:
3/8" (9.5 mm) Multiplex: Rated at 3,700 lbs. (16.4 kN)

CAT. NO. UPC NO. DESCRIPTION

805	33678	Fiber Optic Puller - Includes puller mounting bracket, mounting chain and steel storage case
34121	34121	Multiplex Polyester Rope 3/8" x 100' (9.5 mm x 30 mm)
34122	34122	Multiplex Polyester Rope 3/8" x 300' (9.5 mm x 91 mm)
34123	34123	Multiplex Polyester Rope 3/8" x 600' (9.5 mm x 182 mm)
34124	34124	Multiplex Polyester Rope 3/8" x 1200' (9.5 mm x 365 mm)
33656	33656	Boom Mount for use with 441 feeding sheave
33629	33629	On/Off Foot Switch
29825	29825	Vise Chain Unit

PARTS

CAT. NO.	UPC NO.	DESCRIPTION	805
29825	29825	Vise Chain Unit (includes the following 3 items)	
27831	27831	(1) Vise Chain	1
29630	29630	(2) Vise Chain Handle	1
29638	29638	(3) Chain Positioner	1
33659	33659	Mounting Bracket Pin for 33656	1
53449	53449	Mounting Bracket Pin Clip 33656	3

Hand Crank Wire Puller



- Pull up to 1500 lbs. (6.7 kN) with only 30 lbs. (133 N) of crank handle force.
- Two-speed ratchet winder for fast, efficient operation.
- Has 200' (61 m) of steel aircraft cable.
- Completely self-contained and ready to operate.

CAT. NO. UPC NO. DESCRIPTION

766	18202	Hand Crank Wire Puller
50954	50954	200' (61 m) spool of steel cable
13955	14568	Shear Pin
28280	28280	Crank Handle Assembly

SPECIFICATIONS

Pulling Force	Maximum - 1500 lbs. (6.6 kN)
Size	200' (61 m) pulling cable length
Weight	38 lbs. (17.2 kg)
Power	Manual - 2-Speed Hand Crank
Dimensions	Length - 52" (1.32 m) Width - 18" (457 mm) Height - 10" (254 mm)

TUGGER ACCESSORIES

Foot Switch for Cable Pullers




- Use with 640, 2001, 6001, 6500 or 6800 cable pullers to add foot control.
- Foot pressure required to operate.

CAT. NO.	UPC NO.	DESCRIPTION
445	24821	Foot Switch

SPECIFICATIONS

Power Source	120 VAC
Weight	9.5 lbs. (4.3 kg)

Flexible Adapter Sheaves for Tugger® and Super Tugger®



- Use to attach to the conduit in conjunction with adapter sheave for easier setups.
- Helps eliminate strain on hangers and boxes.
- Select a sheave with a maximum rated capacity that meets or exceeds the cable puller's maximum pulling force.

CAT. NO.	UPC NO.	DESCRIPTION
685	16780	Flexible Pipe Adapter - Allows attachment of 2049 pipe adapter sheave to conduit
6085	29912	Flexible Adapter Sheave for use with 6001 Super Tugger® Cable Puller

SPECIFICATIONS

Maximum Rated Capacity	685 - 4,000 lbs. (17.7 kN) 6085 - 6,500 lbs. (28.9 kN)
Weight	685 - 26 lbs. (11.8 kg) 6085 - 31 lbs. (14.1 kg)

DESCRIPTION	685	685	6085	6085
	CAT. NO.	UPC NO.	CAT. NO.	UPC NO.
Sheave Pin	15360	15360	29803	29803
Sheave Pin Clip	50302	50302	50302	50302
Sheave	15358	15358	29616	29616
Vise Chain Unit	30142	30142	30142	30142
Consists of the following (2) items:				
(1) Vise Chain	27831	27831	27831	27831
(2) Vise Chain Handle	29630	29630	29630	29630
Frame Pin	17313	17313	—	—

Mobile Extension Boom Kits for Tugger® and Super Tugger®



- Use in conjunction with Adapter Sheave for concealed wall panels.
- Helps eliminate strain on hangers and boxes.
- Wheels on mobile boom makes it easier to move to the next pull.
- Extension bushing for 2"-4" conduit for mounting to the conduit inside the panel.
- Select a boom kit with a maximum rated capacity that meets or exceeds the cable puller's maximum pulling force.

CAT. NO.	UPC NO.	DESCRIPTION
682	16779	Extension Boom Kit for 640 Tugger Cable Puller. Includes mobile T-Boom, flexible adapter sheave and 2"-4" conduit extension bushings
685	16780	Flexible Pipe Adapter - Allows attachment of 2049 pipe adapter sheave to conduit
6080	29964	Mobile T-Boom
16782	16782	2" Extension Bushing
16783	16783	2-1/2" Extension Bushing
16784	16784	3" Extension Bushing
16785	16785	3-1/2" Extension Bushing
16786	16786	4" Extension Bushing

SPECIFICATIONS

Maximum Rated Capacity	682 - 4,000 lbs. (17.7 kN)
Weight	682 - 86 lbs. (39 kg)

Adapter Sheaves for Tugger® and Super Tugger®



- Attach directly to conduit for fast, easy setup to panel with exposed conduit.
- Use in conjunction with flexible adapter sheave and T-boom for concealed wall panels.
- Has various sheave positions to accommodate different setups.
- Leaf-type mounting chains won't twist when tightening.
- Pull extra cable for makeup.
- Select a sheave with a maximum rated capacity that meets or exceeds the cable puller's maximum pulling force.

CAT. NO.	UPC NO.	DESCRIPTION
649	15323	Adapter Sheave for use with 640 Tugger cable puller
6049	29826	Adapter Sheave for use with 6001 Super Tugger cable puller

DESCRIPTION	649		6049	
	CAT.NO.	UPC NO.	CAT.NO.	UPC NO.
Sheave Pin	25161	25161	29824	29824
Sheave Pin Clip (2)	50302	50302	50302	50302
Sheave	15358	15358	29616	29616
Vise Chain Unit includes	30142	30142	29825	29825
	following 2 items		following 3 items	
Vise Chain	27831	27831	27831	27831
Vise Chain Handle	29630	29630	29630	29630
Vise Chain Positioner	—	—	29638	29638

SPECIFICATIONS

Maximum Rated Capacity	649 - 4,000 lbs. (17.7 kN)
	6049 - 6,500 lbs. (28.9 kN)
Weight	649 - 58 lbs. (27 kg)
	6049 - 69 lbs. (32 kg)

Hook-Type Sheaves for Easy Tugger® and Tugger®



- Strong, welded steel frames.
- Forged steel closure-type hooks with 1" (25.4 mm) opening.
- 5" (127 mm) wide aluminum alloy sheaves with self-lubricating bearings.
- Select a sheave with a maximum rated capacity that meets or exceeds the cable puller's maximum pulling force.


CAT. NO.	UPC NO.	DESCRIPTION
650	15324	6" (152.4 mm) dia. Hook Sheave with 1-1/2" (38.1 mm) minimum radius
651	15325	12" (304.8 mm) dia. Hook Sheave with 3-5/16" (84.1 mm) minimum radius
653	15327	24" (609.6 mm) dia. Hook Sheave with 9-13/16" (249.2 mm) minimum radius
652	15326	18" (457.2 mm) dia. Hook Sheave with 7" (177.8 mm) minimum radius

SHEAVE DESCRIPTION	650		651		652		653	
	6" (152.4 mm)		12" (304.8 mm)		18" (457.2 mm)		24" (609.6 mm)	
	CAT. NO.	UPC NO.	CAT. NO.	UPC NO.	CAT. NO.	UPC NO.	CAT. NO.	UPC NO.
Sheave Pin	16797	16797	16797	16797	16797	16797	16797	16797
Sheave Pin Clip (2)	50302	50302	50302	50302	50302	50302	50302	50302
Sheave	15362	15362	15358	15358	15363	15363	15364	15364
Sheave Bushing (2)	16798	16798	16798	16798	16798	16798	16798	16798
Yoke Frame	16799	16799	16800	16800	16801	16801	16802	16802

SPECIFICATIONS

Maximum Rated Capacity	4,000 lbs. (17.8 kN)
Weight	650 - 8.8 lbs. (4 kg)
	651 - 15 lbs. (6.8 kg)
	652 - 25 lbs. (11.3 kg)
	653 - 35 lbs. (15.9 kg)

Hook Sheaves for any Greenlee Cable Puller



- For use with any Greenlee cable puller.
- Strong, welded steel frames.
- Forged steel closure type hooks with 1" (25.4 mm) opening.
- All three sheaves are aluminum alloy with self-lubricating bearings.

SHEAVE DIAMETER DESCRIPTION	8012 12" (304.8 mm)		8018 18" (457.2 mm)		8024 24" (609.6 mm)	
	CAT. NO.	UPC NO.	CAT. NO.	UPC NO.	CAT. NO.	UPC NO.
Roll Pin	50700	50700	50700	50700	50700	50700
Sheave Pin	00838	00838	00846	00846	00850	00850
Sheave Pin Clip	50302	50302	50302	50302	50302	50302
Sheave Unit	00843	00843	00844	00844	00845	00845
Yoke Frame	00854	00854	00855	00855	00856	00856

SPECIFICATIONS

CAT. NO.	UPC NO.	OUTSIDE DIAMETER	INSIDE RADIUS	WIDTH	WEIGHT	MAXIMUM RATED CAPACITY
8012	00872	12" (304.8 mm)	3-7/8" (98.4 mm)	5" (127 mm)	28 lbs (12.7 kg)	8,000 lbs. (35.8 kN)
8018	00873	18" (457.2 mm)	7" (177.8 mm)	6" (152.4 mm)	44 lbs (19.9 kg)	8,000 lbs. (35.8 kN)
8024	00874	24" (609.6 mm)	9-7/8" (250.8 mm)	6-1/2" (165.1 mm)	67 lbs (30.3 kg)	8,000 lbs. (35.8 kN)

Right-Angle Twin Yoke Sheave for Easy Tugger® and Tugger®



- 9-13/16" (249 mm) minimum radius.
- Strong welded steel yokes.
- Forged steel closure type hook with 1" (25.4 mm) opening.
- 5" (127 mm) wide aluminum alloy sheave with self-lubricating bearings.
- Yokes rotate independently to fit various setups.
- Use with any cable puller whose maximum pulling force is 4,000 lbs. (17.8 kN) or less.

CAT. NO.	UPC NO.	DESCRIPTION
639	17265	Right Angle Twin Yoke Sheave with 9-13/16" (249 mm) minimum radius

SPECIFICATIONS

Maximum Rated Capacity	4,000 lbs. (17.8 kN)
Weight	45 lbs. (20.4 kg)

SHEAVE DESCRIPTION	639 CAT. NO.	UPC NO.	QUANTITY
Sheave Pin	17266	17266	1
Sheave Pin Clip	50302	50302	2
Sheave	15364	15364	1
Sheave Bushing	16798	16798	2
Yoke Frame	17299	17299	2

Triple Sheave Cable Guide for Easy Tugger® Tugger® and Super Tugger®



- Adjustable center sheave for 19-1/2" (495 mm) or 36" (914 mm) radius.
- Forged steel closure type hook with 1-1/2" (38.1 mm) opening.
- Aluminum frames for light weight.
- Steel yoke is pinned for easy removal.
- 21-7/8" (555 mm) high, 24" (610 mm) long, 7-3/8" (187 mm) wide with 5" (127 mm) wide sheaves.
- Use with any cable puller whose maximum pulling force is 6,500 lbs. (28.9 kN) or less.


CAT. NO.	UPC NO.	DESCRIPTION
6036	31569	Triple Sheave Cable Guide

SPECIFICATIONS

Maximum Rated Capacity	6,500 lbs. (28.9 kN)
Weight	28 lbs. (12.7 kg)

SHEAVE DESCRIPTION	6036 CAT. NO.	UPC NO.	QUANTITY
Sheave Axle	31573	31573	3
Sheave Bolt	53091	53091	6
Sheave Bolt Washer	51434	51434	6
Sheave Pin	29600	29600	1
Sheave Pin Clip	50302	50302	2
Sheave Bushing	16798	16798	6
Sheave	15362	15362	3

Radius Cable Sheaves for Easy Tugger® and Tugger®



- Welded steel frame with a series of sheaves to form a large radius.
- Yokes with cast steel closure-type hooks with a 1" (25.4 mm) opening.
- 5" (127 mm) wide aluminum alloy sheaves.
- Use with any cable puller whose maximum pulling force is 4,000 lbs. (17.8 kN) or less.

CAT. NO.	UPC NO.	DESCRIPTION
636	17255	16" (406.4 mm) Radius Cable Sheave with 4 sheave wheels
637	17260	24" (609.6 mm) Radius Cable Sheave with 6 sheave wheels
638	17263	36" (914.4 mm) Radius Cable Sheave with 8 sheave wheels
631	21572	48" (1219 mm) Radius Cable Sheave with 10 sheave wheels

SPECIFICATIONS

Maximum Rated Capacity	4,000 lbs. (17.8 kN)
Weight	631 - 115 lbs. (52 kg)
	636 - 49 lbs. (22 kg)
	637 - 63 lbs. (29 kg)
	638 - 85 lbs. (39 kg)

SHEAVE RADIUS DESCRIPTION	636 16" (406.4 mm)			637 24" (609.6 mm)			638 36" (914.4 mm)			631 48" (1219 mm)		
	CAT. NO.	UPC NO.	QTY.	CAT. NO.	UPC NO.	QTY.	CAT. NO.	UPC NO.	QTY.	CAT. NO.	UPC NO.	QTY.
Sheave Pin	17256	17256	4	17256	17256	6	17256	17256	8	17256	17256	10
Sheave Pin Clip	50302	50302	8	50302	50302	12	50302	50302	16	50302	50302	20
Sheave Bushing	16798	16798	2	16798	16798	2	16798	16798	2	16798	16798	2
Sheave	15362	15362	4	15362	15362	6	15362	15362	8	15362	15362	10
Yoke Frame	17257	17257	2	17257	17257	2	17257	17257	2	17257	17257	2
Frame	17258	17258	1	17261	17261	1	17264	17264	1	21573	21573	1

Extension Bushings for 640 Tugger® and 6001 Super Tugger®



- Use to extend the end of the conduit by threading onto it. This will allow you to securely attach the Flexible Adapter.
- Helps eliminate strain on hangers and boxes.

SPECIFICATIONS

Size	2" - 4" IMC or Rigid
Weight	16782 - 2 lbs. (.9 kg)
	16783 - 2.7 lbs. (1.2 kg)
	16784 - 4.3 lbs. (2 kg)
	16785 - 5.7 lbs. (2.6 kg)
	16786 - 6.1 lbs. (2.8 kg)

CAT. NO.	UPC NO.	DESCRIPTION
16782	16782	2" Extension Bushing
16783	16783	2-1/2" Extension Bushing
16784	16784	3" Extension Bushing
16785	16785	3-1/2" Extension Bushing
16786	16786	4" Extension Bushing

Feeding Sheaves



- Yoke frame slides into the end of conduit and holds sheave, allowing the cable being fed into the conduit to smoothly roll over the sheave.
- 5" (127 mm) wide aluminum alloy sheave with self-lubricating bearings.
- Split tube for easy removal after cable is installed.
- See the Capacity Table (below).

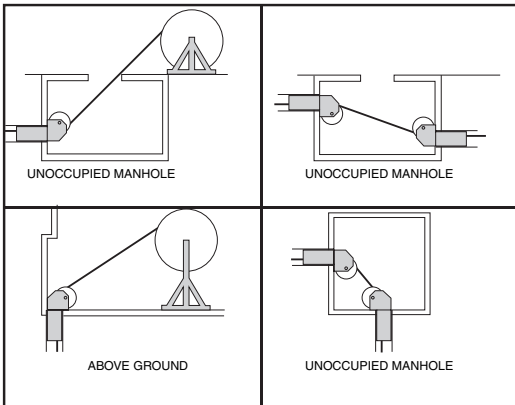
CAT. NO.	UPC NO.	DESCRIPTION
441-2	30183	Feeding Sheave for 2" conduit
441-2-1/2	30358	Feeding Sheave for 2-1/2" conduit
441-3	30188	Feeding Sheave for 3" conduit
441-3-1/2	30363	Feeding Sheave for 3-1/2" conduit
441-4	30347	Feeding Sheave for 4" conduit
441-5	30193	Feeding Sheave for 5" conduit

SPECIFICATIONS

Rated Capacity See Capacity Table Below See instructions for details.

Weight	441-2 – 9 lbs. (4.5 kg)	441-3-1/2 – 17 lbs. (7.7 kg)
	441-2-1/2 – 11 lbs. (5 kg)	441-4 – 19 lbs. (8.6 kg)
	441-3 – 14 lbs. (6.4 kg)	441-5 – 26 lbs. (11.8 kg)

SHEAVE CONDUIT SIZE DESCRIPTION	441-2 2" CONDUIT		441-2-1/2 2-1/2" CONDUIT		441-3 3" CONDUIT		441-3-1/2 3-1/2" CONDUIT		441-4 4" CONDUIT		441-5 5" CONDUIT	
	CAT. NO.	UPC NO.	CAT. NO.	UPC NO.	CAT. NO.	UPC NO.	CAT. NO.	UPC NO.	CAT. NO.	UPC NO.	CAT. NO.	UPC NO.
Sheave Pin	25160	25160	25160	25160	25160	25160	25160	25160	25160	25160	25160	25160
Sheave Pin Clip (2)	50302	50302	50302	50302	50302	50302	50302	50302	50302	50302	50302	50302
Sheave	15362	15362	15362	15362	15362	15362	15362	15362	15362	15362	15362	15362
Frame	30184	30184	30359	30359	30189	30189	30364	30364	30346	30346	30194	30194



CAPACITY TABLE

ANGLE OF PULL	CAPACITY					
	441-2	441-2-1/2	441-3	441-3-1/2	441-4	441-5
15°	1750 lbs.	1900 lbs.	6050 lbs.	6500 lbs.	6500 lbs.	6500 lbs.
	7.7 kN	8.4 kN	26.9 kN	28.9 kN	28.9 kN	28.9 kN
30°	900 lbs.	1000 lbs.	3150 lbs.	5050 lbs.	6500 lbs.	6500 lbs.
	4.0 kN	4.4 kN	14.0 kN	22.4 kN	28.9 kN	28.9 kN
45°	650 lbs.	700 lbs.	2200 lbs.	3550 lbs.	5200 lbs.	6500 lbs.
	2.8 kN	3.1 kN	9.7 kN	15.7 kN	23.1 kN	28.9 kN
60°	500 lbs.	550 lbs.	1800 lbs.	2900 lbs.	4200 lbs.	6000 lbs.
	2.2 kN	2.4 kN	8.0 kN	12.8 kN	18.6 kN	26.6 kN
75°	450 lbs.	500 lbs.	1600 lbs.	2600 lbs.	3650 lbs.	5500 lbs.
	2.0 kN	2.2 kN	7.1 kN	11.5 kN	16.2 kN	24.4 kN
90°	450 lbs.	500 lbs.	1550 lbs.	2500 lbs.	3500 lbs.	5250 lbs.
	2.0 kN	2.2 kN	6.8 kN	11.1 kN	15.5 kN	23.3 kN

Nylon Cable Protector




- Fits in the end of conduit to shield the cable from sharp edges as it is being fed through.
- Rugged nylon resists abrasion.

CAT. NO.	UPC NO.	DESCRIPTION
488-2	32928	Nylon Cable Protector for 2" and 2-1/2" conduit
488-3	32929	Nylon Cable Protector for 3" - 6" conduit

SPECIFICATIONS

Weight	488-2 - 0.08 lbs. (36 g)
	488-3 - 0.2 lbs. (90 g)

Cable Puller Floor Mount for 640 Tugger®, Easy Tugger® and 6001 Super Tugger®



- Unique floor mounting attachment for quick, reliable setups.
- Heavy-duty welded steel construction for use with all Greenlee cable pullers (except Ultra Tugger 8, Ultra Tugger 5, 2001 and 805.)
- The only approved way to mount a cable puller to a concrete floor. Minimum 3,000 psi concrete required (205 bar).

CAT. NO.	UPC NO.	DESCRIPTION
6037	35605	Cable Puller Floor Mount with four (4) 35607 wedge anchors
35607	35607	5/8" x 6" (15.9 mm x 152 mm) Wedge Anchor

SPECIFICATIONS

Maximum Rated Capacity	6,500 lbs. (28.9 kN)
Weight	2.9 lbs. (1.4 kg)

Cable Guide



- Position where cables are being pulled over sharp edges.

CAT. NO.	UPC NO.	DESCRIPTION
489	32930	Nylon Cable Guide

SPECIFICATIONS

Weight	489 - .5 lbs. (227 g)
Size	13" L x 3-1/4" W x 12" radius

Manhole Sheaves for Easy Tugger®, Tugger® and Super Tugger®



- High-strength aluminum alloy frame for easy setup.
- Adjustable, a full range of sheave pin positions over the frame length to accommodate most manhole setups.
- 18" (457 mm) diameter aluminum alloy sheaves with 7" (178 mm) minimum radius and 5" (127 mm) width.
- Self-lubricating bearings for easier cable pulling.
- Available in 2 sizes and capacities.
- Select a sheave with maximum rated capacity that meets or exceeds the cable puller's maximum pulling force.

SPECIFICATIONS

Maximum Rated Capacity	671 - 4,000 lbs. (17.8 kN)
	6072 - 6,500 lbs. (28.9 kN)
Weight	671 - 104 lbs. (47.2 kg)
	6072 - 190 lbs. (86.2 kN)

CAT. NO.	UPC NO.	DESCRIPTION
671	15345	10' (3 m) Manhole Sheave
6072	31395	12' (3.7 m) Manhole Sheave


CABLE TRAY ACCESSORIES

Cable Tray Rollers

SPECIFICATIONS

Weight	2018S – 8 lbs. (3.6 kg)	2018R – 11 lbs. (5 kg)
	2024S – 10 lbs. (4.5 kg)	2024R – 12 lbs. (5.4 kg)
	2030S – 13 lbs. (5.9 kg)	2030R – 13 lbs. (5.9 kg)
	2036S – 15 lbs. (6.8 kg)	2036R – 14 lbs. (6.3 kg)
	20249R – 41 lbs. (18.6 kg)	20369R – 53 lbs. (24 kg)

- Installed up through the bottom of the tray for easy removal after the cable is installed.
- Individual rollers keep rolling with each cable even after several cables have been installed in the tray.
- Steel ball bearing rollers for long life and less friction.
- Steel welded frame.
- Adjustment slots and universal mounting brackets.



CAT. NO. UPC NO. DESCRIPTION

STRAIGHT CABLE ROLLERS

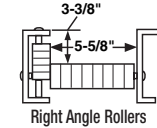
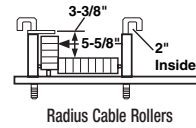
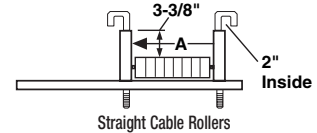
2018S	27383	Straight Cable Roller for 12" - 18" (304.8 - 457.2 mm) wide tray
2024S	27384	Straight Cable Roller for 20" - 24" (508 - 609.6 mm) wide tray
2030S	27386	Straight Cable Roller for 24" - 30" (609.6 - 762 mm) wide tray
2036S	27387	Straight Cable Roller for 30" - 36" (762 - 914.4 mm) wide tray

RADIUS CABLE ROLLERS

2018R	27388	Radius Cable Roller for 12" - 18" (304.8 - 457.2 mm) wide tray
2024R	27389	Radius Cable Roller for 20" - 24" (508 - 609.6 mm) wide tray
2030R	27390	Radius Cable Roller for 24" - 30" (609.6 - 762 mm) wide tray
2036R	27391	Radius Cable Roller for 30" - 36" (762 - 914.4 mm) wide tray

RIGHT ANGLE CABLE ROLLERS

20249R	27392	Right Angle Rollers 24" (609.6 mm) radius 90°
20369R	27393	Right Angle Rollers 36" (914.4 mm) radius 90°



CAT. NO.	UPC NO.	DESCRIPTION
28170	28170	J-Hook

CAT. NO.	UPC NO.	DIMENSION A
2018S	27383	6-5/16" (160.3 mm)
2024S	27384	12-1/2" (317.5 mm)
2030S	27386	18-11/16" (474.7 mm)
2036S	27387	24-7/8" (631.8 mm)

Haines Cable Tray Rollers




- Highly economical system of 1-1/2" steel conduit spindles, high-impact ABS plastic rollers and simple clips.
- Rollers snap in and out of clips fast and easy.
- Mounting clips fit onto the top of most I-Beam and C-Channel trays, so existing wire isn't disturbed.
- 8" (203.2 mm) to 48" (1219.2 mm) wide rollers are available, using expandable roller halves and 3" (76.2 mm) PVC conduit.
- Use Greenlee Cable-Cream™ (see p. 127) to lube spindle and roller. This lubricant is compatible with all cable insulation types.

CAT. NO.	UPC NO.	DESCRIPTION	SIZE
31931	31931	Haines Roller	7" (177.8 mm) wide 6" (152.4 mm) dia.
31925	31925	Expandable Roller Half	Used to make 8" (203.2 mm) to 48" (1219.2 mm) wide roller
31926	31926	Coupling	3-1/2" (88.9 mm) dia. 3" (76.2 mm) long
31927	31927	Mounting Clip	Use with 1-1/2" Rigid Steel Conduit
31930	31930	Spindle (includes End Caps)	1-1/2" Rigid Conduit x 40" (1016 mm) long
31929	31929	End Cap	Fits 1-1/2" Rigid Conduit

CABLE PULLING ROPE AND TAPE

Kevlar® High-Strength Conduit Measuring Tape




Kevlar is a registered trademark of E. I. DuPont, Inc.

- Pull small cables or install pull rope for large cable pulling jobs.
- Made of Kevlar, will not rot or deteriorate. Can be left in ducts indefinitely for future use.
- Low stretch properties make measurements accurate.
- Printed measurements every foot from zero to 3000' (914 m).
- Use 406 Dispenser (see page ###).

CAT. NO.	UPC NO.	DESCRIPTION
39243	39243	Conduit Measuring Tape 1/4" × 3000' (6.4 mm × 914 m)
39244	39244	Conduit Measuring Tape 3/8 × 3000' (9.5 mm × 914 m)
39245	39245	Conduit Measuring Tape 1/2" × 3000' (12.7 mm × 914 m)

SPECIFICATIONS	
Size	3000' (914 m)
Capacity	39243-1250 lbs. (5.56 kN) average breaking strength 39244-1800 lbs. (8.01 kN) average breaking strength 39245-2500 lbs. (11.12 kN) average breaking strength
Weight	39243: 10.5 lbs. (4.8 kg), 39244: 14.5 lbs. (6.6 kg), 39245: 18 lbs. (8.2 kg)

Polyester Measure/Pulling Tapes



- Durable and stretch-resistant tape for easily pulling and installing wire and fiber optic cables within PVC and HDPE ducts.
- Factory-lubricated to reduce burn-through in innerduct.
- Easy-to-read footage markings for quick and accurate measurements.
- Available in various tensile strengths for use in any application.

CAT. NO.	UPC NO.	DESCRIPTION
4435	10445	Polyester Measure/Pulling Tape 1,250 lbs. (5.56 kN)
4436	10446	Polyester Measure/Pulling Tape 1,800 lbs. (8.01 kN)
4437	10447	Polyester Measure/Pulling Tape 2,500 lbs. (11.12 kN)

SPECIFICATIONS			
Cat. No.	Average Breaking Strength	Length	Approx. Width
4435	1,250 lbs. (5.56 kN)	3,000' (914 m)	1/2" (12.7 mm)
4436	1,800 lbs. (8.01 kN)	3,000' (914 m)	5/8" (15.9 mm)
4437	2,500 lbs. (11.12 kN)	3,000' (914 m)	3/4" (19.1 mm)

Conduit Measuring Tape and Dispenser



435 Measuring Tape shown on 434 Dispenser – sold separately.

- Fish and measure conduit runs in one operation.
- Permanently printed measurements every foot from zero to 3000' (914 m).
- Made of strong, waterproof polyester.
- Pay-out dispenser has anti-skid pads, handle and built-in cutter.

CAT. NO.	UPC NO.	DESCRIPTION
434	21875	Pay-Out Dispenser for 435 Conduit Measuring Tape
435	21562	Conduit Measuring Tape 3/16" × 3000' (4.8 mm × 914 m)

SPECIFICATIONS	
Size	3000' (914 m)
Capacity	130 lbs. (578 kN) average breaking strength
Weight	435: 18.4 lbs. (8.3 kg), 434: 3.5 lbs. (1.6 kg)

NOTE: Rope is a very critical link in the cable pulling system. See pages 124 & 125 for proper pulling rope selection.

Double-Braided Composite Rope for High Force Cable Pullers



- Custom-made to Greenlee specifications to provide 4:1 Safety Factor required for cable pulling.
- Double-braided inner core with an extra double-braided outer jacket for added strength and less stretch; white with green tracer.
- Rot and mildew resistant.
- Factory spliced eyes at both ends.
- Lowest stretch.
- Select a rope with a maximum rated capacity that meets or exceeds the cable puller's maximum pulling force.



ROPE DIAMETER	ROPE LENGTH	CAT. NO.	UPC NO.	MAXIMUM RATED CAPACITY	AVERAGE BREAKING STRENGTH	WEIGHT LBS. kg	ROPE STAND
FOR THE 640 PULLER							
9/16" (14.3 mm)	300' 91 m	35283	35283	4,000 lbs. 17.8 kN	16,000 lbs. 71.1 kN	28 12.7	644
	600' 182 m	35284	35284	4,000 lbs. 17.8 kN	16,000 lbs. 71.1 kN	63 28.6	644
	1,200' 365 m	35285	35285	4,000 lbs. 17.8 kN	16,000 lbs. 71.1 kN	130 59	†
FOR THE 6001 PULLER							
3/4" (19.1 mm)	300' 91 m	35098	35098	6,500 lbs. 28.9 kN	26,000 lbs. 115.6 kN	58 26.3	644
	600' 182 m	35100	35100	6,500 lbs. 28.9 kN	26,000 lbs. 115.6 kN	113 51.3	654
	1,200' 365 m	35101	35101	6,500 lbs. 28.9 kN	26,000 lbs. 115.6 kN	230 104.3	†
FOR THE 6800 PULLER							
7/8" (22.2 mm)	300' 91 m	34136	34136	8,000 lbs. 35.6 kN	32,000 lbs. 142.3 kN	90 40.8	654
	600' 182 m	34137	34137	8,000 lbs. 35.6 kN	32,000 lbs. 142.3 kN	178 80.7	654
	1,200' 365 m	34138	34138	8,000 lbs. 35.6 kN	32,000 lbs. 142.3 kN	359 163.3	†

† This rope does not fit on a rope stand. Use reel jacks and a spindle to dispense. See pages 145 and 146.

Multiplex Cable Pulling Rope for Low Force Cable Pullers



- Strong, white polyester braided rope with green tracer.
- Rot and mildew resistant.
- Packed on sturdy reel.
- Factory spliced eyes at both ends.
- Low stretch.
- Select a rope with a maximum rated capacity that meets or exceeds the cable puller's maximum pulling force.



ROPE DIAMETER	ROPE LENGTH	CAT. NO.	UPC NO.	MAXIMUM RATED CAPACITY	AVERAGE BREAKING STRENGTH	WEIGHT LBS. kg	ROPE STAND
FOR THE 805 PULLER							
3/8" (9.5 mm)	100' 30 m	34121	34121	800 lbs. 3.6 kN	3700 lbs. 16.4 kN	5.6 2.5	405
	300' 91 m	34122	34122	800 lbs. 3.6 kN	3700 lbs. 16.4 kN	14.3 6.5	406
	600' 182 m	34123	34123	800 lbs. 3.6 kN	3700 lbs. 16.4 kN	31.0 14.3	644
	1,200' 365 m	34124	34124	800 lbs. 3.6 kN	3700 lbs. 16.4 kN	60.0 27.2	644
FOR THE 446 PULLER							
1/2" (12.7 mm)	300' 91 m	480	31529	1,200 lbs. 5.3 kN	6400 lbs. 28.4 kN	21 9.5	406
	600' 182 m	481	31530	1,200 lbs. 5.3 kN	6400 lbs. 28.4 kN	50 22.7	644
	1,200' 365 m	482	31531	1,200 lbs. 5.3 kN	6400 lbs. 28.4 kN	104 47.2	†
FOR THE 2001 PULLER							
5/8" (15.9 mm)	300' 91 m	483	31532	2,000 lbs. 8.9 kN	10,000 lbs. 44.4 kN	34 15.4	644
	600' 182 m	484	31533	2,000 lbs. 8.9 kN	10,000 lbs. 44.4 kN	75 34	644
	1,200' 365 m	485	31534	2,000 lbs. 8.9 kN	10,000 lbs. 44.4 kN	142 64.4	†
3/4" (19.1 mm)	300' 91 m	6005	29910	2,000 lbs. 8.9 kN	12,500 lbs. 55.6 kN	58 26.3	644
	600' 182 m	6015	30031	2,000 lbs. 8.9 kN	12,500 lbs. 55.6 kN	113 51.3	654
	1,200' 365 m	6025	30039	2,000 lbs. 8.9 kN	12,500 lbs. 55.6 kN	230 104.3	†

† This rope does not fit on a rope stand. Use reel jacks and a spindle to dispense. See pages 145 and 146.


NOTE: Rope is a very critical link in the cable pulling system. See pages 124 & 125 for proper pulling rope selection.

Rope Stands

- Use to organize and rewind rope.
- Welded steel with washer and spring clip to hold rope reel on stand.



654



405
(Rope not included)

ROPE STAND ROPE LENGTH	UPC NO.	ROPE DIAMETER							
		3/16" 4.8 mm	1/4" 6.4 mm	3/8" 9.5 mm	1/2" 12.7 mm	9/16" 14.3 mm	5/8" 15.9 mm	3/4" 19.1 mm	7/8" 22.2 mm
405 Rope Stand	21546								
250' (76 m) Rope		✓	✓						
600' (182 m) Rope		✓							
406 Rope Stand	21550								
300' (91 m) Rope				✓	✓				
600' (182 m) Rope			✓						
1,000' (305 m) Rope		✓	✓						
3,000' (914 m)									
Conduit Measuring Tape			✓	✓	✓				
Measuring Tape Cat./UPC No.			39243	39244	39245				
644 Rope Stand	15316								
300' (91 m)						✓	✓	✓	
600' (182 m)				✓	✓	✓	✓		
1,200' (365 m)				✓					
5,000' (1524 m)		✓							
654 Rope Stand	34362								
300' (91 m)									✓
600' (182 m)								✓	✓

CAPACITY

Rope Stand Model	Weight	Spindle Diameter	Maximum Reel Diameter	Maximum Reel Width
405	5.2 lbs (2.4 kg)	1.50" (38 mm)	10"	6"
406	7.8 lbs (3.5 kg)	0.62" (16 mm)	13"	9"
644	11 lbs (5 kg)	1.50 " (38 mm)	17"	16"
654	32.1 lbs (14.6 kg)	1.90 " (48 mm)	24"	19"

CABLE PULLING LUBRICANTS

Cable Pulling Lubricant Selection Guide

Clear Lube™



Cable-Cream™



Cable-Gel™



Winter-Gel™



Fiber-Gel™



APPLICATION

Temperature Range (°F)	20°F - 190°F	28°F - 190°F	32°F - 190°F	-25°F - 190°F	32°F - 190°F
Temperature Range (°C)	-6°C - 88°C	-2°C - 88°C	0°C - 88°C	-31°C - 88°C	0°C - 88°C
Base	Polymer	Wax	Polymer	Polymer	Polymer
Average Coefficient of Friction* in PVC Conduit	0.27	0.11	0.19	0.23	0.19
Average Coefficient of Friction* in EMT Conduit	0.29	0.17	0.27	0.21	0.19
Color	Clear	Yellow	Blue/Green	Blue	Orange

COMPATIBILITY (Cable Type)

Rubber	✓	✓	✓	✓	✓
Neoprene	✓	✓	✓	✓	✓
Nylon	✓	✓	✓	✓	✓
PVC	✓	✓	✓	✓	✓
High-density or cross linked polyethylene	✓	✓	✓	✓	✓
Low-density polyethylene	✓	✓	✓	✓	✓
Semiconducting jacket	✓	✓	✓	✓	✓
Hypalon	✓	✓	✓	✓	✓

*COF determined using IEEE testing procedures. The lower the COF number, the less friction experienced when pulling.

Clear Lube™



LISTED

- Designed for use within electrical or datacom cable pulls.
- Clear and colorless for quick, easy clean-up.
- Excellent lubricity for fast pulls (.27-.29 COF).
- Environmentally safe, non-hazardous, non-toxic and non-corrosive.
- Easy to apply either by hand, brush or pump.

CAT. NO. UPC NO. DESCRIPTION

CLR-Q	10437	Clear Lube pulling lubricant, 1 quart (.95 l)
CLR-1	10438	Clear Lube pulling lubricant, 1 gallon (3.79 l)
CLR-5	10439	Clear Lube pulling lubricant, 5 gallon (18.93 l)

SPECIFICATIONS

Temperature Range Remains stable over a wide range of temperatures, 20° F to 190° F (-6 C to 88° C)

Polymer base with no silicon additives.

Average coefficient of friction (IEEE, 375-2 test procedure), .27 in PVC and .29 in EMT.

Three-year shelf life with no deterioration in lubricant.



Cable-Cream™ Cable Pulling Lubricant



- Advanced formula, light yellow cream makes pulling faster and easier.
- Compatible with all cable insulation types.
- Dries slowly to a thin, non-conductive, non-hardening residue.
- Adheres well to the cable without messy dripping. Reduces waste.
- Cleans up easily. Non-staining.
- Won't break down or separate after exposure to freezing cold or blistering heat.
- Environmentally safe/non-hazardous.

SPECIFICATIONS

Weight	CRM-Q - 2.3 lbs. (1 kg)
	CRM-5 - 42 lbs. (19.1 kg)
	CRM-1 - 9.5 lbs. (4.3 kg)
	CRM- 55 - 459 lbs. (208.2 kg)
Viscosity	30,000 - 45,000 CPS
PH Range	7.0 - 8.0

CAT. NO. UPC NO. DESCRIPTION

CRM-Q	35207	Cable-Cream One Quart Squeeze Bottle (.95 l)
CRM-1	35208	Cable-Cream One Gallon (3.79 l)
CRM-5	35209	Cable-Cream 5 Gallons (18.93 l)
CRM-55	35210	Cable-Cream 55 Gallons (208.18 l)

Cable-Gel™ Cable Pulling Lubricant



- Polymer-based lubricant offers lower friction and easier pulling.
- Compatible with all cable insulation types.
- Cleans up quickly. Non-staining.
- Higher lubricity than competitive products.
- Will not cement itself to the pipe.
- Dries slowly.
- Can be applied by hand or pump.
- Will not break down or separate after exposure to heat or cold.
- Environmentally safe/non-hazardous.

SPECIFICATIONS

Weight	GEL-Q - 2.3 lbs. (1 kg)
	GEL-1 - 8.5 lbs. (3.9 kg)
	GEL-5 - 45 lbs. (20.4 kg)
	GEL-55 - 498 lbs. (225.9 kg)
Viscosity	8,000 - 12,000 CPS
PH Range	7.0 - 8.0

CAT. NO. UPC NO. DESCRIPTION

GEL-Q	35211	Cable-Gel One Quart Squeeze Bottle (.95 l)
GEL-1	35212	Cable-Gel One Gallon (3.79 l)
GEL-5	35213	Cable-Gel 5 Gallons (18.93 l)
GEL-55	35214	Cable-Gel 55 Gallons (208.18 l)

Fiber-Gel™ Cable Pulling Lubricant



- Synthetic gel is specially designed for lightweight fast pulling of fiber optic cables.
- Compatible with all cable jackets.
- Cleans up easily.
- Environmentally safe.
- Operating range from 32° - 190° F (0°C - 88°C).
- Compatible with pre-lubricated innerducts.
- Dries slowly and leaves a long-lasting lubricating film.

SPECIFICATIONS

Weight	FIBR-Q - 2.3 lbs. (1 kg)
	FIBR-1 - 8.5 lbs. (3.9 kg)
	FIBR-5 - 45 lbs. (20.4 kg)
Viscosity	2,000 - 3,000 CPS
PH Range	7.0 - 8.0

CAT. NO. UPC NO. DESCRIPTION

FIBR-Q	02040	Fiber-Gel One Quart Squeeze Bottle (.95 l)
FIBR-1	02041	Fiber-Gel One Gallon (3.79 l)
FIBR-5	02045	Fiber-Gel 5 Gallons(18.93 l)

Winter-Gel™ Cable Pulling Lubricant



- Winter-Gel will not freeze until -25° F (-31° C).
- Reduces friction for easy pulling.
- Compatible with all cable insulation types.
- Cleans up quickly and easily.
- High lubricity.
- Can be used all year long.
- Environmentally safe.

CAT. NO.	UPC NO.	DESCRIPTION
WGEL-Q	35215	Winter-Gel Pulling Lube One Quart Squeeze Bottle (.95 l)
WGEL-1	35216	Winter-Gel Pulling Lube One Gallon (3.79 l)
WGEL-5	35217	Winter-Gel Pulling Lube 5 Gallons (18.93 l)

SPECIFICATIONS	
Weight	WGEL-Q - 2.3 lbs. (1 kg) WGEL-1 - 9 lbs. (4.1 kg) WGEL-5 - 44 lbs. (20 kg)
Viscosity	10,000 - 14,000 CPS
PH Range	7.0 - 8.0

SWABS, BRUSHES, MANDRELS & SWIVELS


Lube Spreader Swab



- Spreads a coat of wire lubricant in duct before installation of cable.
- Cleans mud, dirt, and light debris from duct before pulling.
- Tapered shape permits bi-directional use.
- Will not damage inner walls of duct.

CAT. NO.	UPC NO.	DUCT SIZE		MAXIMUM DISK SIZE		MAXIMUM RATED CAPACITY		WEIGHT	
		INCH	mm	INCH	mm	LBS.	kN	LBS.	kg
16854	16854	2	50.8	1.75	44.5	4800	21.3	.5	.23
16856	16856	2.5	63.5	2.25	57.2	4800	21.3	.6	.27
16857	16857	3	76.2	2.75	69.9	4800	21.3	1.5	.68
16858	16858	3.5	88.9	3.25	82.6	4800	21.3	2.0	.91
16859	16859	4	102	3.75	95.3	4800	21.3	2.5	1.13
17370	17370	5	127	4.75	120.7	4800	21.3	3.5	1.59
17571	17571	6	152	5.75	146.1	4800	21.3	4.0	1.81

Wire Duct Brush




- Flat steel bristles for maximum cleaning of sand, grit and light obstructions from duct.
- Pulling eye on one end and smaller twisted eye on the other end for tailing line allows bi-directional use.
- Can be pulled to loosen dried material before using mandrels or spreader swabs.

CAT. NO.	UPC NO.	DUCT SIZE		MINIMUM DIAMETER		MAXIMUM RATED CAPACITY		WEIGHT	
		INCH	mm	INCH	mm	LBS.	kN	LBS.	kg
39274	39274	2	50.8	1.87	47.5	200	.89	.83	.38
39276	39276	2.5	63.5	2.38	60.5	200	.89	.83	.38
39278	39278	3	76.2	2.87	72.9	200	.89	.83	.38
39280	39280	3.5	88.9	3.38	85.9	200	.89	.90	.41
39282	39282	4	102	3.87	98.3	200	.89	.95	.43
39284	39284	5	127	4.87	123.7	200	.89	1.15	.52
39286	39286	6	152	5.87	149.1	200	.89	1.28	.58

NOTE: Rope is a very critical link in the cable pulling system. See pages 124 & 125 for proper pulling rope selection.

Flexible Mandrel



- Useful for cleaning out mud, dirt, and light obstacles from ducts before installation of cable.
- Can be used around tight bends due to convex contacts between disks.
- Tapered profile allows pulling in either direction. Pulling eyes on both ends.
- Polyurethane disks do not damage inner walls of duct.

CAT. NO.	UPC NO.	DUCT SIZE		MAXIMUM DISK SIZE		MAXIMUM RATED CAPACITY		WEIGHT	
		INCH	mm	INCH	mm	LBS.	kN	LBS.	kg
39265	39265	2	50.8	1.88	47.7	2330	10.3	1	.45
39263	39263	2.5	63.5	2.19	55.6	2330	10.3	1	.45
39261	39261	3	76.2	2.81	71.4	2330	10.3	1.5	.68
39259	39259	3.5	88.9	3.25	82.5	4800	21.3	3.5	1.59
39257	39257	4	102	3.75	95.3	4800	21.3	4.5	2.04
39255	39255	5	127	4.69	119.1	4800	21.3	6	2.72
39288	39288	6	152	5.81	147.5	4800	21.3	8.5	3.85

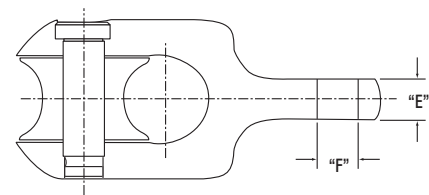
Rope-to-Swivel Connectors



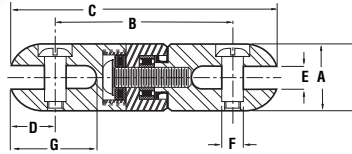
- Rope-to-swivel connectors connect the cable pulling rope, up to 1" (25.4 mm) in diameter, to the pulling swivel.
- Makes connecting the pulling rope and the pulling swivel easier.
- Connectors feature a removable sheave for rope eye.
- Select the connector with a maximum rated capacity that meets or exceeds the cable puller's maximum pulling force.

CAT. NO.	UPC NO.	MAX. RATED CAP. IN CONDUIT OR UNDERGROUND		MAX. RATED CAPACITY OVERHEAD		DIAMETER		LENGTH		"E"		"F"		USE ON SWIVEL
		LBS.	kN	LBS.	kN	IN.	mm	IN.	mm	IN.	mm	IN.	mm	
39905	39905	5,000	22.2	3,000	13.3	2	50.8	4-11/16	119	7/16	11.12	13/32	10.32	39107
39904	39904	7,000	31.1	4,200	18.6	2	50.8	4-11/16	119	1/2	12.7	1/2	12.7	39108
39903	39903	10,000	44.4	6,000	26.6	2	50.8	4-11/16	119	9/16	14.3	5/8	15.9	39109
39902	39902	10,000	44.4	6,000	26.6	2	50.8	4-11/16	119	11/16	17.5	11/16	17.5	39110

CAT. NO.	UPC NO.	DESCRIPTION
39849	39849	Replacement Sheave
39850	39850	Replacement Sheave Pin



Swivels

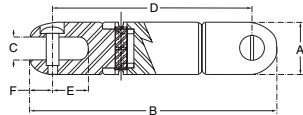



- Helps eliminate winding and tangling of rope and cable during pull.
- Connects grip and pulling rope.
- All stainless steel body construction.
- Efficient thrust and roller bearing construction allows smooth rotation, even under full load.
- Clevis pins are "shoulder bolt" style, so load on both sides of clevis is taken on the shoulder, not on the thread.
- Select the swivel with a maximum rated capacity that meets or exceeds the cable puller's maximum pulling force.

CAT. NO.	UPC NO.	MAXIMUM RATED CAPACITY		A		B		C		D		E		F		G		WEIGHT	REPLACEMENT* PIN KIT UPC NO.	
		LBS.	kN	INCH	mm	INCH	mm	INCH	mm	INCH	mm	INCH	mm	INCH	mm	LBS.	kg			
39106	39106	2,250	11.1	7/8	22.2	2-5/8	66.7	3-1/2	88.9	7/16	11.1	3/8	9.5	5/16	7.9	31/32	24.6	.4	.16	39112
39107	39107	5,000	22.2	1-1/4	31.8	3-1/16	77.8	4-1/8	104.5	17/32	13.5	1/2	12.7	13/32	10.3	1-9/32	32.5	1.0	.45	39113
39108	39108	7,000	31.1	1-3/8	34.9	3-9/32	83.3	4-17/32	115.1	5/8	15.9	9/16	14.3	1/2	12.7	1-3/8	34.9	1.0	.45	39114
39109	39109	10,000	44.4	1-5/8	41.3	3-15/16	100	5-7/16	138.1	3/4	19.1	5/8	15.9	5/8	15.9	1-23/32	43.7	2.0	.91	39115
39110	39110	15,000	66.7	2	50.8	4-11/16	119.1	6-9/16	166.7	15/16	23.8	3/4	19.1	11/16	17.5	2	50.8	4.0	1.81	39116
39111	39111	25,000	111.2	2-3/8	60.3	5-11/16	144.5	8-7/16	214.3	1-3/16	30.2	1	25.4	7/8	22.2	2-25/32	70.6	7.0	3.18	39117

* Replacement Pin Kits contain two (2) Replacement Pins

Breakaway Swivels



BREAKAWAY PIN KITS

CAT. NO.	UPC NO.	BREAKING POINT LBS.	BREAKING POINT kN	COLOR CODE	USE WITH
39294	39294	200 lbs.	0.9 kN	WHITE	39290
39295	39295	400 lbs.	1.8 kN	YELLOW	
39296	39296	600 lbs.	2.7 kN	ORANGE	
39297	39297	675 lbs.	3.0 kN	BLACK	5/8" Swivel
39302	39302	200 lbs.	0.9 kN	WHITE	
39303	39303	400 lbs.	1.8 kN	YELLOW	39298
39304	39304	600 lbs.	2.7 kN	ORANGE	
39306	39306	800 lbs.	3.6 kN	GREY	
39308	39308	1000 lbs.	4.4 kN	RED	

- Acts as a mechanical fuse, breaking away at a preset load to prevent damage to expensive cable.
- Breakaway pins can be replaced to change breakaway values.

BREAKAWAY SWIVEL BODY ONLY


CAT. NO.	UPC NO.	A		B		C		D		E		F	
		INCH	mm	INCH	mm	INCH	mm	INCH	mm	INCH	mm	INCH	mm
39290	39290	5/8	15.9	3-7/32	81.8	9/32	7.1	2-23/32	69.1	7/16	11.1	1/4	6.4
39298	39298	7/8	22.2	4-7/32	107.2	3/8	9.5	3-11/32	84.9	17/32	13.5	5/16	7.9

• Pins sold in bags of 10 only. • Breakaway values are ±15%.

Rope Clevis

For forged eye grips

For forged eye grips



For flexible eye grips



- Removable bolt and rope sheave.
- Removable grip eye bolt.
- Select the clevis with a rating that meets or exceeds the cable puller's maximum pulling force.
- Removable sheave for rope eye.

CAT. NO. UPC NO. DESCRIPTION

578	31910	Rope Clevis
579	31905	Rope Clevis
678	19524	Rope Clevis

SPECIFICATIONS

Maximum Rated Capacity	Weight	Length	Width	Inside Diameter
578 – 6,500 lbs. (28.9 kN)	0.9 lbs. (408 g)	3.0" (76 mm)	1.406" (36 mm)	1.25" (32 mm)
579 – 10,000 lbs. (44.4 kN)	1.3 lbs. (589 g)	3.5" (89 mm)	1.84" (47 mm)	1.5" (38 mm)
678 – 6,500 lbs. (28.9 kN)	1.3 lbs. (589 g)	3.5" (89 mm)	1.75" (44 mm)	0.94" (24 mm)

GRIPS

Set Screw Clamp Pulling Grips



- Use to pull in 2" (50.8 mm) or larger conduit.
- Type of pulls: heavy, long runs.
- Type of grip: Flexible eye 1/4" (6.4 mm) diameter galvanized steel aircraft cable connected to 2 cable receptacles with 5/8" (15.9 mm) diameter opening and 2 clamping set screws.
- Select pulling grips with a maximum rated capacity that meets or exceeds the cable puller's maximum pulling force.
- Minimum cable diameter is 3/8".

CAT. NO.	UPC NO.	DESCRIPTION
629	31855	Pulling Grip with Clevis includes 624S, 624L and 678 clevis - 4 clamp
624	31908	Pulling Grip includes 624S and 624L - 2 clamp each
624S	31866	Short Pulling Grip - 2 Clamp
624L	31867	Long Pulling Grip - 2 Clamp
51208	51208	Grip Allen Wrench
52352	52352	Grip Set Screw (2 per clamp), 629 and 624 - 8 for each grip 624L and 624S - 4 for each grip.

SPECIFICATIONS

Maximum Rated Capacity	Weight
629 - 6,500 lbs. (28.9 kN)	629 - 5 lbs. (2.3 kg)
624 - 6,500 lbs. (28.9 kN)	624 - 3.5 lbs. (1.5 kg)
624S - 3,250 lbs. (14.5 kN)	624S - 2 lbs. (.9 kg)
624L - 3,250 lbs. (14.5 kN)	624L - 2.1 lbs. (1 kg)

Each grip has two opposed set screws that provide positive locking. Openings in wire grip should be 50% filled with wire to assure slip-proof grip.

Set Screw Clamp-Type Pulling Grip




- Use to pull in 2" (50.8 mm) or larger conduit.
- Type of pull: light and medium.
- Type of grip: Flexible eye 1/4" (6.3 mm) diameter galvanized steel aircraft cable connected to a cable receptacle with a 5/8" (15.9 mm) diameter opening and 2 clamping set screws.

CAT. NO.	UPC NO.	DESCRIPTION
504	23665	Set Screw Clamp-Type Pulling Grip
52352	52352	Grip Set Screw (2 per clamp), 629 and 624 - 8 for each grip 624L and 624S - 4 for each grip.
51208	51208	3/8" Allen Wrench

SPECIFICATIONS

Capacity	1,750 lbs. (7.7 kN)
Weight	1.2 lbs. (.5 kg)
Size	Receptacle - 5/8" (15.9 mm)

Cable Preparation Instructions for Set Screw Clamp-Type Pulling Grips



Strip cable approximately 3" (76 mm) of insulation off the end of the cable to be pulled. **NOTE:** The grip head should not be more than 60% filled nor less than 40% filled to assure that the set screw does not project above the surface of the grip body when the set screws are tightened down.

The central core should be clipped away and the outer strands used in the grip head.

Using the Allen Wrench provided, back out the set screws far enough to accommodate the stripped cables.

Insert the bare wire strands into the grip head as far as they will go.

Tighten both set screws in each grip securely against the conductors. **CAUTION:** If the set screws extend above the surface of the gripping head, damage to the conduit could result. To prevent this, wrap the head with electrical tape.

Pulling Grip Selection Guide

How to select correct pulling grip:

1. Select the type of grip needed.
2. Select the size of grip needed (see below).
3. Select a grip with maximum rated capacity that meets or exceeds the cable puller's maximum pulling force.

1. SELECT THE TYPE OF GRIP NEEDED.

GRIP TYPE	DESCRIPTION	TYPE OF EYE	SIZE RANGE DIA. INCHES (mm)	MAX. RATED CAPACITY - LBS. (kN)	USE TO PULL
Junior Grips	Single weave galvanized steel mesh	Flexible	.19-1.24 (4.8-31.5)	708 (3.5)	In conduit or tray – Building wire by hand.
Light Duty Grips	Single weave galvanized steel mesh	Flexible	.50-3.99 (12.7-101.3)	2940 (13.1)	In conduit or tray – Light-duty applications, short easy runs.
T-Type Grips	Double weave galvanized steel mesh	Flexible	.50-3.99 (12.7-101.3)	6200 (27.6)	In conduit or tray – Medium-duty applications
K-Type Grips	Double weave galvanized steel mesh	Rotating forged	.50-6.99 (12.7-177.5)	9600 (42.7)	In conduit or tray – Heavy-duty applications, long hard runs.
Multiple Strength Grips	Triple to double to single weave galvanized steel mesh	Rotating forged	.25-3.99 (6.4-101.3)	9600 (42.7)	Overhead transmission lines – Bare or insulated conductors, wire rope.
Slack Grips Rod Closing	Double weave galvanized steel mesh – rod closing – offset eye	Flexible	.50-3.99 (12.7-101.3)	2400 (10.7)	Where end of conductor is not available. Can be pulled straight only, rod will not flex.

2. SELECT THE SIZE OF GRIP NEEDED.

After determining the type of grip needed, measure the diameter of the cable being pulled. If pulling more than one cable "of the same diameter," refer to chart below for required grip diameter range. If pulling more than one cable "of different diameters," bundle cables together, measure the circumference

and refer to the chart on bottom of this page for required grip diameter range. Once the cable diameter or required grip diameter is determined, refer to individual chart for type of grip chosen to locate Catalog/UPC number.

CABLES WITH THE SAME DIAMETER IN ONE GRIP*

2 CABLES DIA. EACH IN./(mm)	3 CABLES DIA. EACH IN./(mm)	4 CABLES DIA. EACH IN./(mm)	5 CABLES DIA. EACH IN./(mm)	6 & 7 CABLES DIA. EACH IN./(mm)	8 CABLES DIA. EACH IN./(mm)	9 CABLES DIA. EACH IN./(mm)	REQUIRED GRIP DIAMETER IN./(mm)
.30-.38/(7.6-9.7)	.25-.31/(6.4-7.9)	.22-.27/(5.6-6.9)	.19-.24/(4.8-6.1)	.17-.22/(4.3-5.6)	.15-.19/(3.8-6.1)	.14-.18/(3.6-4.6)	.50-.61/(12.7-15.5)
.38-.44/(9.7-11.2)	.31-.36/(7.9-9.1)	.27-.31/(6.9-7.9)	.24-.29/(6.1-7.4)	.22-.26/(5.6-6.6)	.19-.23/(6.1-5.8)	.18-.21/(4.6-5.3)	.62-.74/(15.7-18.8)
.44-.59/(11.2-15.0)	.36-.49/(9.1-12.4)	.31-.42/(7.9-10.7)	.29-.38/(7.4-9.7)	.26-.34/(6.6-8.6)	.23-.31/(5.8-7.9)	.21-.28/(5.3-7.1)	.75-.99/(19.1-25.1)
.59-.75/(15.0-19.1)	.49-.63/(12.4-16.0)	.42-.54/(10.7-13.7)	.38-.48/(9.7-12.2)	.34-.43/(8.6-10.9)	.31-.39/(7.9-9.9)	.28-.35/(7.1-8.9)	1.00-1.24/(25.4-31.5)
.75-.90/(19.1-22.9)	.63-.76/(16.0-19.3)	.54-.65/(13.7-16.5)	.48-.58/(12.2-14.7)	.43-.52/(10.9-13.2)	.39-.46/(9.9-11.7)	.35-.42/(8.9-10.7)	1.25-1.49/(31.8-37.8)
.90-1.07/(22.9-27.2)	.76-.89/(19.3-22.6)	.65-.77/(16.5-19.6)	.58-.67/(14.7-17.0)	.52-.60/(13.2-15.2)	.46-.54/(11.7-13.7)	.42-.49/(10.7-12.4)	1.50-1.74/(38.1-44.2)
1.07-1.22/(27.2-31.0)	.89-1.02/(22.6-25.9)	.77-.88/(19.6-22.4)	.67-.77/(17.0-19.6)	.60-.69/(15.2-17.5)	.54-.62/(13.7-15.7)	.49-.56/(12.4-14.2)	1.75-1.99/(44.5-50.5)
1.22-1.53/(31.0-39.9)	1.02-1.28/(25.9-32.5)	.88-1.10/(22.4-27.9)	.77-.96/(19.6-24.2)	.69-.86/(17.5-21.8)	.62-.77/(15.7-19.6)	.56-.71/(14.2-18.0)	2.00-2.49/(50.8-63.2)
1.53-1.83 / (38.9-46.5)	1.28-1.53/(32.5-38.9)	1.10-1.32/(27.9-33.5)	.96-1.16/(24.2-29.5)	.86-1.03/(21.8-26.2)	.77-.93/(19.6-23.6)	.71-.85/(18.0-21.6)	2.50-2.99/(63.5-75.9)
1.83-2.14/(46.5-54.4)	1.53-1.79/(38.9-45.5)	1.32-1.54/(33.5-39.1)	1.16-1.35/(29.5-34.3)	1.03-1.20/(26.2-30.5)	.93-1.08/(23.6-27.4)	.85-.99/(21.6-25.1)	3.00-3.49/(76.2-88.6)
2.14-2.44 / (54.4-62.0)	1.79-2.05/(45.5-52.0)	1.54-1.76/(39.1-44.7)	1.35-1.54/(34.3-39.1)	1.20-1.37/(30.5-34.8)	1.08-1.24/(27.4-31.5)	.99-1.13/(25.1-28.7)	3.50-3.99/(88.9-101.3)
2.44-2.75/(62.0-69.9)	2.05-2.30/(52.0-58.4)	1.76-1.98/(44.7-50.3)	1.54-1.74/(39.1-44.2)	1.37-1.55/(34.8-39.4)	1.24-1.39/(31.5-35.3)	1.13-1.27/(28.7-32.3)	4.00-4.49/(101.6-114.0)
2.75-3.06/(69.9-77.7)	2.30-2.56/(58.4-65.0)	1.98-2.20/(50.3-55.9)	1.74-1.93/(44.2-49.0)	1.55-1.72/(39.4-43.7)	1.39-1.55/(35.3-39.4)	1.27-1.41/(32.3-35.8)	4.50-4.99/(114.3-126.7)

* Split grips require the next larger size.

MEASURE THE CIRCUMFERENCE OF THE WIRE BUNDLE

CIRCUMFERENCE RANGE		REQUIRED GRIP DIAMETER	
INCH	mm	INCH	mm
1.57- 1.95	39.9- 49.5	.50- .61	12.7- 15.5
1.95- 2.36	49.5- 59.9	.62- .74	15.8- 18.8
2.36- 3.14	59.9- 79.8	.75- .99	19.1- 25.1
3.14- 3.93	79.8- 99.8	1.00-1.24	25.4- 31.5
3.93- 4.71	99.8-119.6	1.25-1.49	31.8- 37.8
4.71- 5.50	119.6-139.7	1.50-1.74	38.1- 44.2
5.50- 6.28	139.7-159.5	1.75-1.99	44.5- 50.5
6.28- 7.85	159.5-199.4	2.00-2.49	50.8- 63.2
7.85- 9.42	199.4-239.3	2.50-2.99	63.5- 75.9
9.42-11.00	239.3-279.4	3.00-3.49	76.2- 88.6
11.00-12.57	279.4-319.3	3.50-3.99	88.9-101.3
12.57-14.14	319.3-359.2	4.00-4.49	101.6-114.0
14.14-15.71	359.2-399.0	4.50-4.99	114.3-126.7

NOTE: Rope is a very critical link in the cable pulling system. See pages 124 & 125 for proper pulling rope selection.

Basket-Type Pulling Grip Sets




- Handy set gives you the size range you need.
- Have the correct grip on the job and save time.

CAT. NO.	UPC NO.	DESCRIPTION
30758	30758	Building Wire Junior Grip Set - diameter range .25" - 1.24" (6.4 - 31.5 mm). Consists of 30588, 30590, 30592, and 30594, 30584, 30586.
597	31482	T-Type Grip Set - diameter range .75" - 1.99" (19 - 50.5 mm). Consists of 30576, 30578, and 31010.
598	31483	T-Type Grip Set - diameter range 1.50" - 2.99" (38.1 - 75.9 mm). Consists of 31010, 30580 and 31012.
599	31484	T-Type Grip Set - diameter range .75" - 2.99" (19 - 75.9 mm). Consists of 30576, 30578, 31010, 30580 and 31012.

SPECIFICATIONS

Capacity	30758 - (2) #14 to 4-1/0, .25" - 1.24" (6.4 - 31.5 mm) diameter 597 - 3-1/0 to 250 MCM, .75" - 1.99" (1.9 - 50.5 mm) diameter 598 - 3-350 MCM to 3-750 MCM, 1.50" - 2.99" (38.1 - 75.9 mm) diameter 599 - 3-1/0 to 3-750 MCM, .75" - 2.99" (1.9 - 75.9 mm) diameter
Weight	30758 - 1.2 lbs. (.5 kg) 597 - 6 lbs. (2.7 kg) 598 - 9.9 lbs. (4.5 kg) 599 - 13 lbs. (5.9 kg)

Junior Basket-Type Pulling Grips



- Use to pull in: conduit or tray.
- Type of pulls: building wire manually.
- Type of grip: single weave galvanized steel mesh with flexible pulling eye.
- Select the grip with a maximum rated capacity that meets or exceeds the cable puller's maximum pulling force.

CAT. NO.	UPC NO.	CABLE DIAMETER RANGE		MAXIMUM RATED CAPACITY		EYE LENGTH		MESH LENGTH	
		INCH	mm	LBS.	kN	INCH	mm	INCH	mm
30596	30596	.19 - .24	4.8 - 6.1	80	.3	3-1/4	82.6	4-1/4	108
30584	30584	.25 - .36	6.2 - 9.1	90	.4	3-1/4	82.6	4-1/4	108
30586	30586	.37 - .49	9.2 - 12.6	180	.8	3-3/4	95.3	7	177.8
30588	30588	.50 - .61	12.7 - 15.50	260	1.1	4-1/4	108	8-1/2	215.9
30590	30590	.62 - .74	15.6 - 18.9	390	1.7	5	127	10	254
30592	30592	.75 - .99	19 - 25.3	560	2.4	5-3/4	146	10	254
30594	30594	1.00 - 1.24	25.4 - 31.5	780	3.4	6-1/2	165.1	11-1/2	292.1

Light-Duty Basket Type Pulling Grips



- Use to pull in: conduit or tray.
- Type of pulls: light-duty, short, easy runs.
- Type of grip: single weave galvanized steel mesh with flexible pulling eye.
- Select the grip with a maximum rated capacity that meets or exceeds the cable puller's maximum pulling force.

CAT. NO.	UPC NO.	CABLE DIAMETER RANGE		MAXIMUM RATED CAPACITY		EYE LENGTH		MESH LENGTH		
		INCH	mm	LBS.	kN	INCH	mm	INCH	mm	
STANDARD										
30536	30536	.50 - .61	12.7 - 15.5	560	2.5	5	127	16	406.4	
30538	30538	.62 - .74	15.6 - 18.9	560	2.5	5	127	16	406.4	
30540	30540	.75 - .99	19.0 - 25.3	800	3.5	6	152.4	20	508	
30542	30542	1.00 - 1.24	25.4 - 31.5	1360	6	7	177.8	20	508	
30544	30544	1.25 - 1.49	31.6 - 38	1360	6	7	177.8	21	533.4	
30546	30546	1.50 - 1.99	38.1 - 50.7	1360	6	8	203.2	23	584.2	
30548	30548	2.00 - 2.49	50.8 - 63.4	1700	7.5	9	228.6	25	635	
30550	30550	2.50 - 2.99	63.5 - 76.1	2120	9.4	9	228.6	27	685.8	
30552	30552	3.00 - 3.49	76.2 - 88.8	2940	13	10	254	30	762	
30554	30554	3.50 - 3.99	88.9 - 101.3	2940	13	10	254	32	812.8	

T-Basket Type Pulling Grips



- Use to pull in: conduit or tray.
- Type of pulls: medium-duty.
- Type of grip: double weave galvanized steel mesh with flexible pulling eye.
- Select the grip with a maximum rated capacity that meets or exceeds the cable puller's maximum pulling force.

CAT. NO.	UPC NO.	CABLE DIAMETER RANGE		MAXIMUM RATED CAPACITY		EYE LENGTH		MESH LENGTH		
		INCH	mm	LBS.	kN	INCH	mm	INCH	mm	
SHORT										
30558	30558	.50 - .61	12.7 - 15.5	900	4	8	203.2	21	533.4	
30560	30560	.62 - .74	15.6 - 18.9	1120	4.9	8	203.2	24	610	
30562	30562	.75 - .99	19.0 - 25.3	1360	6	9	228.6	24	610	
30564	30564	1.00 - 1.49	25.4 - 38.0	1920	8.7	9	228.6	24	610	
30566	30566	1.50 - 1.99	38.1 - 50.7	3280	14.5	11	279.4	24	610	
30568	30568	2.00 - 2.49	50.8 - 63.3	3700	16.4	12	304.8	24	610	
30570	30570	2.50 - 2.99	63.5 - 76.1	4900	21.7	12	304.8	24	610	
30572	30572	3.00 - 3.49	76.2 - 88.8	4900	21.7	14	355.6	24	610	
30574	30574	3.50 - 3.99	88.9 - 101.3	6200	27.5	14	355.6	26	660.4	
STANDARD										
30576	30576	.75 - .99	19.0 - 25.3	1360	6	9	228.6	36	914.4	
30578	30578	1.00 - 1.49	25.4 - 38.0	1920	8.7	9	228.6	36	914.4	
31010	31010	1.50 - 1.99	38.1 - 50.7	3280	14.5	11	279.4	36	914.4	
30580	30580	2.00 - 2.49	50.8 - 63.3	3700	16.4	12	304.8	36	914.4	
31012	31012	2.50 - 2.99	63.5 - 76.1	4900	21.7	12	304.8	36	914.4	
30582	30582	3.00 - 3.49	76.2 - 88.8	4900	21.7	14	355.6	36	914.4	
31014	31014	3.50 - 3.99	88.9 - 101.3	6200	27.5	14	355.6	40	1016	

NOTE: Rope is a very critical link in the cable pulling system. See pages 124 & 125 for proper pulling rope selection.

K Basket-Type Pulling Grips



- Use to pull in: conduit or tray.
- Type of pulls: heavy-duty, long, hard runs.
- Type of grip: double-weave galvanized steel mesh with flexible pulling eye.
- Select the grip with a maximum rated capacity that meets or exceeds the cable puller's maximum pulling force.

CAT. NO.	UPC NO.	CABLE DIAMETER RANGE		MAXIMUM RATED CAPACITY		EYE LENGTH		MESH LENGTH		ROTATING EYE DIA.	
		INCH	mm	LBS.	kN	INCH	mm	INCH	mm	INCH	mm
STANDARD											
30442	30442	.50 - .61	12.7 - 15.5	1120	4.9	5	127	16	406.4	7/8	22.2
30998	30998	.62 - .74	15.6 - 18.9	1360	6	5	127	16	406.4	7/8	22.2
30460	30460	.75 - .99	19.0 - 25.3	1920	8.5	6	152.4	32	812.8	1	25.4
31000	31000	1.00 - 1.49	25.4 - 38.0	3280	14.5	7	177.8	33	838.2	1-3/8	34.9
30462	30462	1.50 - 1.99	38.1 - 50.7	3280	14.5	7	177.8	34	863.6	1-3/8	34.9
31002	31002	2.00 - 2.49	50.8 - 63.3	5440	24.1	9	228.6	36	914.4	1-5/8	41.2
30464	30464	2.50 - 2.99	63.5 - 76.1	6600	29.3	10	254	38	965.2	1-7/8	47.6
31004	31004	3.00 - 3.49	76.2 - 88.8	8200	36.5	10	254	39	990.6	1-7/8	47.6
30466	30466	3.50 - 3.99	88.9 - 101.5	9600	42.7	10	254	41	1041.4	1-7/8	47.6
31006	31006	4.00 - 4.49	101.6 - 114.2	9600	42.7	10	254	42	1066.8	1-7/8	47.6
30468	30468	4.50 - 4.99	114.3 - 126	9600	42.7	10	254	58	1473.2	1-7/8	47.6
30470	30470	5.00 - 5.99	127 - 152.3	9600	42.7	10	254	60	1524	1-7/8	47.6

Multiple Strength Basket Type Pulling Grips with Rotating Forged Eye

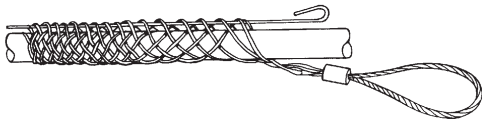


- Use to pull overhead transmission lines, bare or insulated conductors and wire rope.
- Type of pulls: heavy-duty, long distance.
- Triple, to double, to single weave galvanized steel mesh with rotating forged eye.
- Color coded for easy size identification.
- Select the grip with a maximum rated capacity that meets or exceeds the cable puller's maximum pulling force.

CAT. NO.	UPC NO.	CABLE DIAMETER RANGE		MAXIMUM RATED CAPACITY		COLOR CODE	EYE LENGTH		MESH LENGTH		ROTATING EYE DIAMETER	
		INCH	mm	LBS.	kN		INCH	mm	INCH	mm	INCH	mm
30474	30474	.25 - .49	12.7 - 15.5	1360	6	Dark Green	5	127	26	660.4	7/8	22.3
30476	30476	.50 - .74	15.6 - 18.9	2000	8.8	Brown	6	152.4	32	812.8	1	25.4
30478	30478	.75 - .99	19.0 - 25.3	2880	12.8	Light Blue	6	152.4	41	1041.4	1	25.4
30480	30480	1.00 - 1.24	25.4 - 31.5	4920	21.8	Gold	8	203.2	52	1320.8	1-3/8	34.9
30482	30482	1.25 - 1.49	31.6 - 38.0	6120	27.2	Black	8	203.2	56	1422.4	1-5/8	41.2
30484	30484	1.50 - 1.74	38.1 - 44.3	6120	27.2	Red	9	228.6	60	1524.0	1-7/8	47.6
30486	30486	1.75 - 2.24	44.4 - 56.9	9600	42.7	Dark Blue	10	254	70	1778.0	1-7/8	47.6
30502	30502	2.00 - 2.49	50.8 - 63.4	9600	42.7	Yellow	10	254	50	1270	1-7/8	47.6
30504	30504	2.50 - 2.99	63.5 - 76.1	9600	42.7	Orange	10	254	52	1320.8	1-7/8	47.6
30506	30506	3.00 - 3.49	76.2 - 88.8	9600	42.7	Aluminum	10	254	54	1371.6	1-7/8	47.6
30508	30508	3.50 - 3.99	88.9 - 101.3	9600	42.7	Light Green	10	254	56	1422.4	1-7/8	47.6

NOTE: Rope is a very critical link in the cable pulling system. See pages 124 & 125 for proper pulling rope selection.

Split Mesh Rod Closing Basket-Type Slack Pulling Grips



- Use to pull when the end of the conductor is not available.
- Type of pulls: light and straight. The rod will not flex around bends.
- Single weave galvanized steel mesh with rod closing and an offset flexible eye.
- Select the grip with a maximum rated capacity that meets or exceeds the cable puller's maximum pulling force.

CAT. NO.	UPC NO.	CABLE DIAMETER RANGE		MAXIMUM RATED CAPACITY		EYE LENGTH		MESH LENGTH	
		INCH	mm	LBS.	kN	INCH	mm	INCH	mm
30658	30658	.50 - .61	12.7 - 15.50	300	1.3	7	177.8	6	152.4
31024	31024	.62 - .74	15.6 - 18.9	360	1.6	7	177.8	8	203.2
30660	30660	.75 - .99	19 - 25.3	440	1.9	7	177.8	10	254
31026	31026	1.00 - 1.24	25.4 - 31.5	680	3	8	203.2	12	304.8
30662	30662	1.25 - 1.49	31.6 - 38.0	900	4	8	203.2	14	355.6
31028	31028	1.50 - 1.74	38.1 - 44.3	1160	5.1	9	228.6	15	381
30664	30664	1.75 - 1.99	44.4 - 50.7	1520	6.7	10	254	16	406.4
31030	31030	2.00 - 2.49	50.8 - 63.4	1800	8	10	254	19	482.6
30666	30666	2.50 - 2.99	63.5 - 76.1	2200	9.7	10	254	20	508
31032	31032	3.00 - 3.49	76.2 - 88.8	2400	10.6	12	304.8	21	533.4
30668	30668	3.50 - 3.99	88.9 - 101.3	2400	10.6	12	304.8	24	610

WIRE AND CABLE HANDLING

Wire Caddies



905, 906 features:

- All welded steel frame.
- 6 wire spool axles with spring clip locks.
- Pre-drilled caster mounting holes.

906 features:


- Collapsible wire guide.
- Swivel caster set with 2 locking casters for easy use.

CAT. NO.	UPC NO.	DESCRIPTION
905	33024	Wire Caddy
906	33026	Wire Caddy with Casters and Wire Guide
33405	33405	Caster Set (2 swivel, 2 swivel lock)
53685	53685	Hitch Clips (10)

SPECIFICATIONS

Size	16" (406 mm) long x 26" (660 mm) wide x 17-1/2" (444 mm) high
Capacity	Six 500' (152.4 m) spools up to 8" (203 mm) in diameter of #6 thru #10 AWG
Weight	905 - 8 lbs. (3.6 kg); 906 - 10 lbs. (4.5 kg)

Wire Reel Support Frame




- 914 consists of one frame with 2 wheels only; 2 or more 914's and a spindle made of 1" rigid conduit are required to make a reel support setup.
- Easy to set up. Insert spindle in one 914 support frame, tighten locking screw, slide reels on spindle, insert spindle in second 914 support frame, tighten thumb screw and you're ready to go.
- Casters swivel and lock for ease of use.

CAT. NO.	UPC NO.	DESCRIPTION
914	26438	Wire Reel Support Frame

SPECIFICATIONS

Size	17-1/2" (444 mm) wide x 14" (355 mm) high
Capacity	1" Rigid Conduit for spindle; hold 500' (152.4 m) to 2500' (762 m) spools up to 18" (457 mm) in diameter
Weight	8.4 lbs. (3.8 kg)

Folding Hand Caddy



- Holds up to 6 spools of #10 wire.
- Folds down to 2-1/2" (63.5 mm) for easy storage.
- Pinless design eliminates loose parts.

CAT. NO.	UPC NO.	DESCRIPTION
9501	01202	Folding Hand Caddy

SPECIFICATIONS

Size	10" (254 mm) high x 18-1/2" (470 mm) wide
Capacity	Six 500' (152.4 m) spools of #10 AWG Maximum Spool Diameter: 7.5" (190 mm) Maximum Spool Diameter (top spindle, with empty bottom spindle): 12.5" (317 mm) Maximum Spool Width: 8.5" (215 mm)
Weight	6 lbs. (2.7 kg)

Hand Caddy




- Holds four 500' (152.4 m) spools of #10 AWG (7" dia. by 6"-10" wide)
- Holds up to eight 500' (152.4 m) spools of #12 AWG (7" dia. x 5" wide)
- 3/8" (9.5 mm) diameter solid steel spool support spindles.
- Spool retaining washers on spindles.
- Pinless design eliminates loose parts.

CAT. NO.	UPC NO.	DESCRIPTION
9502	08187	Hand Caddy

SPECIFICATIONS

Size	10-1/2" (267 mm) high x 13-1/2" (343 mm) wide x 21" (533 mm) long
Capacity	Eight 500' (152.4 m) spools of #12 AWG; Four 500' (152.4 m) spools of #10 AWG Maximum Spool Diameter: 9" (229 mm)
Weight	4 lbs. (1.8 kg)

Data Cable Caddy




- Width is ideal for large diameter spools of coax, data and communications cable.
- Especially handy for 6" (152 mm) wide and up to 19" (483 mm) diameter spools.
- Folds down for easy storage.
- Pinless design eliminates loose parts.

CAT. NO.	UPC NO.	DESCRIPTION
9520	01228	Data Cable Caddy

SPECIFICATIONS

Size	21" (533 mm) long x 28-1/2" (724 mm) wide x 11-1/2" (292 mm) high
Capacity	Maximum Total Spool Weight: 100 lbs. (45.4 kg) Maximum Spool Diameter: 19" (483 mm)
Weight	11 lbs. (5 kg)

Hand Truck / Wire Cart



- Heavy-duty wheels for durability and easy transporting.
- Dual heavy-duty wire guides for dispensing multiple wires in all directions.
- Only 23" (584 mm) wide to fit through narrow doorways.
- Comes with five 5/8" (16 mm) diameter reel spindles for storing and dispensing up to fifteen spools of #14 THHN wire.
- Storage space for 3 spindles and clips eliminates loose parts when they are not in use.
- Expander kit available to increase capacity by 60%.

CAT. NO.	UPC NO.	DESCRIPTION
38733	38733	Hand Truck Wire Cart
10462	10462	Expander Kit
53685	53685	Hitch Clips (10)
38774	38774	Spindle (38733)

SPECIFICATIONS

Size	38733	46" high x 23" wide x 22-1/2" deep (1168 mm x 584 mm x 571 mm)
	10462	41" high x 12-5/8" wide (1041 mm x 321 mm)
Weight	38733	58 lbs. (26.3 kg)
	10462	15.7 lbs. (7.1 kg)

WIRE CAPACITY CHART

NUMBER OF SPOOLS		MAXIMUM SPOOL DIAMETER (mm)	MAXIMUM SPOOL WIDTH (mm)	TYPICAL WIRE LENGTH (m)
38733 WIRE CART	WITH 10462 EXPANDER			
15	24	7" (178 mm)	5-3/8" (137 mm)	500 ft. (152 m)
10	16	7" (178 mm)	8" (203 mm)	500 ft. (152 m)
3	5	12" (305 mm)	16-3/8" (416 mm)	2,500 ft. (762 m)
3	3	14" (356 mm)	16-3/8" (416 mm)	2,500 ft. (762 m)
2	2	22" (559 mm)	16-3/8" (416 mm)	1,000 ft. (305 m)

Hand Truck / Wire Cart




- Holds up to 12 spools of #12 AWG wire or 8 spools of #10 AWG wire.
- 10" (254 mm) diameter pneumatic tire for jobsite portability.
- Pinless design eliminates loose parts.
- 4 solid steel 1/2" (13 mm) spindles included.
- Lay cart flat when dispensing wire. Upright for use as hand caddy.

CAT. NO.	UPC NO.	DESCRIPTION
9505	01205	Hand Truck Caddy
01207	01207	Spindle (9505/9510)

SPECIFICATIONS

Size	46-5/8" (1180 mm) long x 28-1/4" (71.8 mm) wide
Capacity	Maximum Total Spool Weight: 200 lbs (90.7 kg) 4000' (1219.2 m) # 10 AWG wire
	Maximum Spool Diameter: 7.5" (190 mm) Dolly Lift (Maximum): 250 lbs. (113.4 kg)
Weight	32 lbs. (14.5 kg)

Wire Cart



- Large capacity, excellent for storing, transporting or feeding wire.
- Save space, use and store vertically or horizontally.
- 5 strong reel axles with spring clip retainers plus 2 positions for axle storage allows you to configure for large reels with no loose parts.
- Strong, yet lightweight, tubular steel welded construction with rugged 8" (203 mm) wheels.
- Built-in wire guide for horizontal dispensing.
- Will pass through a 28" (711 mm) opening.

CAT. NO.	UPC NO.	DESCRIPTION
911	31518	Wire Cart
31523	31523	Reel Shaft for 911 Wire Cart
50303	50303	Hitch Clip (10)

SPECIFICATIONS

Size	54-1/2" (1384 mm) long x 27" (685 mm) wide x 26-1/2" (673 mm) high when horizontal
Capacity	Six 2,500' (762 m) spools up to 16" (406 mm) in diameter Fifteen 500' (152.4 m) spools up to 8" (203 mm) in diameter Max. Spool Weight: 550 lbs.
Weight	62 lbs. (28.1 kg)

Deluxe A-Frame Wire Cart



- Holds up to 24 spools of #12 AWG wire or 16 spools of #10 AWG wire.
- Folds for easy storage.
- 10" (254 mm) diameter pneumatic tires for jobsite portability.
- Pinless design eliminates loose parts.
- 8 solid steel 1/2" (12.7 mm) spindles included.
- Optional Basket Caddy available to dispense metal-clad cable.

CAT. NO.	UPC NO.	DESCRIPTION
9510	01214	Deluxe A-Frame Mobile Caddy
9527	01264	Caddy Bracket and Basket
01207	01207	Spindle (9505/9510)

SPECIFICATIONS

Size	47-7/8" (1216 mm) high x 28-1/4" (718 mm) wide
Capacity	Maximum Total Spool Weight: 400 lbs. (181 kg) Maximum Spool Diameter: 7.5" (190 mm)
Weight	47 lbs. (21.5 kg)

500' Wire Cart



- Holds up to sixty 500' (152.4 m) spools of #12 AWG wire.
- Folds for easy storage.
- 2 large wheels and 2 swivel casters for easy portability.
- Pinless design eliminates loose parts.

CAT. NO.	UPC NO.	DESCRIPTION
9515	01218	Large 500' Spool Caddy

SPECIFICATIONS

Size	45-1/2" (1156 mm) high x 34-1/2" (880 mm) wide
Capacity	60 500' (152.4 m) spools of #12 AWG wire Maximum Total Spool Weight: 600 lbs. (272.2 kg) Maximum Spool Diameter: 7.5" (190 mm)
Weight	92 lbs. (42 kg)

6-Spindle Wire Caddy



- All steel welded frame with 6 reel spindles and feeding eye.
- Angled spindles keep reels in place without locks and help brake the reel while paying out.
- Mobile, 2 fixed wheels and one that swivels and locks, allow easy movement and control.
- Fits through a 30" (762 mm) doorway.

CAT. NO.	UPC NO.	DESCRIPTION
909	22875	Wire Dispenser
52284	52284	Swivel Caster (1)
52285	52285	Wheel (2)

SPECIFICATIONS

Size	39" (990 mm) long x 30" (762 mm) wide x 31" (787 mm) high.
Capacity	Six 2,500' (762 m) spools up to 18" (457 mm) in diameter.
Weight	93 lbs. (42.2 kg)

6-Reel Caddy




- Spindle sleeves to facilitate easier pay-out of wire.
- Holds up to six 2,500' (762 m) spools of #14, #12, or #10 AWG wire.
- Folds for easy storage.
- 2 fixed and 2 locking swivel casters for easy portability.
- Pinless design eliminates loose parts.

CAT. NO.	UPC NO.	DESCRIPTION
9517	01225	6-Reel Caddy

SPECIFICATIONS

Size	40-1/2" (1030 mm) high x 33" (838 mm) wide
Capacity	Six 2500' (762 m) spools of #10 AWG wire Maximum Total Spool Weight: 450 lbs. (204 kg) Maximum Spool Diameter: 15" (380 mm)
Weight	60 lbs. (27.2 kg)

Wire Dispenser



- All welded steel construction.
- Base has 2 fixed and 2 swivel locking heavy-duty casters.
- The spool rack consists of 10 spindles and an adjustable guide loop, and can be turned 360° independent of the base.
- Spindles are angled to contain reels and act as a brake while paying out wire.
- Fits through a 36" (915 mm) opening.

CAT. NO.	UPC NO.	DESCRIPTION
910	21982	Wire Dispenser
51488	51488	Caster (Rigid)
53259	53259	Caster (Swivel)

SPECIFICATIONS

Size	36-1/4" (921 mm) long x 31-1/2" (800 mm) wide x 59" (1499 mm) high.
Capacity	Ten 2500' (762 m) spools up to 18" (457 mm) in diameter.
Weight	213 lbs. (96.6 kg)

10-Reel Caddy



- Spindle sleeves to facilitate easier pay-out of wire.
- Holds up to ten 2,500' (762 m) spools of #10 AWG wire.
- Folds down for easy storage.
- 2 fixed and 2 locking swivel casters for easy portability.
- Pinless design eliminates loose parts.

CAT. NO.	UPC NO.	DESCRIPTION
9516	01222	10-Reel Caddy

SPECIFICATIONS

Size	51-1/2" (1308 mm) high x 34-1/2" (876 mm) wide
Capacity	Maximum Total Spool Quantity - Ten 2500' (762 m) spools of #10 AWG wire Maximum Total Spool Weight: 750 lbs. (340 kg) Maximum Spool Diameter: 15" (380 mm)
Weight	98 lbs. (44.5 kg)

Cable Reel Transporter



- All steel welded frame with heavy-duty wheels.
- Unique design provides easy setup for cable payout.
- Handle folds to save space when using as a dispenser.

CAT. NO. UPC NO. DESCRIPTION

916	32935	Cable Reel Transporter
33035	33035	Spindle for 916 Transporter
52466	52466	Wheel Replacement Kit (2)

SPECIFICATIONS

Size	63" (1600 mm) long x 29-7/8" (759 mm) wide x 26-3/4" (679 mm) high when horizontal
Capacity	Reels of cable or BX up to 20" (508 mm) wide and 40" (1016 mm) in diameter maximum total reel weight 300 lbs. (136 kg)
Weight	110 lbs. (49.9 kg)

BX-Armored Coiled Cable Dispenser



- Dispense armored cable, flexible conduit, Greenfield® or NM-B cable fast and easy without twists or tangles.
- Base with adjustable tension control rotates to dispense the cable without overpulling.
- Large pulling eye rotates freely and can be used as a carrying handle when the dispenser is empty.

CAT. NO. UPC NO. DESCRIPTION

37218	37218	Armored Cable Dispenser
-------	-------	-------------------------

SPECIFICATIONS

Size	13-1/2" (342.9 mm) high x 26" (660.4 mm) diameter
Capacity	One 250' (76.2 m) coil of 14/2, 14/3, 12/2, or 12/3 armored cable or romex.
Weight	31 lbs. (14.1 kg)

Armored Coiled Cable Dispenser/Transporter



- Dispense one coil of armored cable, flexible conduit, Greenfield® or NM-B cable fast and easy without twists or tangles.
- Base with adjustable tension control rotates to dispense the cable without overpulling.
- Large pulling eye rotates freely.
- Transport up to three coils.


CAT. NO.	UPC NO.	DESCRIPTION
37202	37202	Armored Cable Dispenser/Transporter

SPECIFICATIONS	
Size	45" (1143 mm) high x 28-1/2" (724 mm) wide x 29" (736 mm) deep.
Capacity	Dispense - One 250' (76.2 m) coil of 14/2, 14/3, 12/2, or 12/3 armored cable or romex. Transport - Three Coils, maximum capacity 250 lbs. (113 kg).
Weight	45 lbs. (20.4 kg)

Caddy Basket Cable Dispenser



Fold for easy storage



Optional 9529F

9525F

9510 Wire Cart sold separately (see page 141)



9527

STUD MOUNT CADDY (9525F)

- Fits both 2x4 and 2x6 studs.
- Dispense coils of NM-B or armored cable.
- Swivel eyelet eliminates tangles.
- Add 9529F basket to double capacity.
- Folds for easy storage.

MOBILE MOUNT BRACKET (9527)

- Optional caddy for 9510 Deluxe A-frame Mobile Caddy.
- Dispense one coil of NM-B or armored cable.
- Swivel eyelet eliminates tangles.

MOUNT BRACKET (9528)

- Dispense coils of NM-B or armored cable.
- Swivel eyelet eliminates tangles.
- Wide base for stable performance.

CAT. NO.	UPC NO.	DESCRIPTION
9525F	02070	Folding Stud Mount Caddy
Consists of:		
9529F	02071	Optional Caddy Basket

CAT. NO.	UPC NO.	DESCRIPTION
9527	01264	Caddy Bracket and Basket
Consists of:		
9532	01253	Mobile Mount Bracket
9529	01232	Caddy Basket

CAT. NO.	UPC NO.	DESCRIPTION
9528	01265	Floor Mount Caddy and Basket
Consists of:		
9533	01259	Floor Mount Bracket
9529	01232	Caddy Basket

SPECIFICATIONS

9525F Maximum Capacity 100 lbs. (45.4 kg) Weight 10.5 lbs. (4.8 kg) Size 29-1/2" (749 mm) high x 20-3/4" (527 mm) wide	9527 Maximum Capacity 50 lbs. (22.7 kg) Weight 10.5 lbs. (4.8 kg) Size 15" (381 mm) high x 18" (457 mm) wide	9528 Maximum Capacity 50 lbs. (22.7 kg) Weight 10.5 lbs. (4.8 kg) Size 15.5 (394 mm) high x 19" (483 mm) wide
9532 Weight 5 lbs. (2.3 kg) Size 5-1/2" (394 mm) high x 17-3/4" (451 mm) wide	9533 Weight 5 lbs. (2.3 kg) Size 15-1/2" (394 mm) high x 19" (483 mm) wide	9529/9529F Weight 5.5 lbs. (2.5 kg) Size 12-3/4" (324 mm) high x 20-3/4" (527 mm) wide

Screw-Type Reel Stands



- Wide, welded steel base for added stability.
- Roller bearings fit in the spindle groove to keep the spindle in place and turning freely.
- Two stands and a spindle are required for a complete setup.

CAT. NO.	UPC NO.	DESCRIPTION
683	15372	Reel Stand 22" - 54" (558.8 - 1372 mm)
687	17076	Reel Stand 13" - 28" (330.2 - 711.2 mm)
684	15375	Spindle for 683 Reel Stand
647	15321	Spindle for 687 Reel Stand
25591	25591	Stop Pin (683 - 2; 687 - 1)
38619	38619	Jackscrew Replacement Unit for 683 or 687

SPECIFICATIONS

Size	683 - 24" × 23" (610 × 584 mm) base; 54" (1372 mm) maximum height 687 - 14-1/2" × 20" (368 × 508 mm) base; 28" (711 mm) maximum height
Capacity	683 - 2,500 lbs. (1134 kg) each, 46" - 96" (1168 × 2438 mm) reel diameter 687 - 2,500 lbs. (1134 kg) each, 28" - 56" (711 × 1422 mm) reel diameter
Weight	683 - 49 lbs. (22.2 kg), 687 - 25 lbs. (11.3 kg)

Ratchet-Type Reel Stand



- Ratchet mechanism to easily raise or lower the height.
- Roller bearings fit in the spindle groove to keep the spindle in place and turning freely.
- Two stands and a spindle are required for a complete setup.

CAT. NO.	UPC NO.	DESCRIPTION
657	21980	Spindle for 656 Reel Stand
656	21979	Ratchet Reel Stand 28" - 46-5/8" (711 mm - 1184 mm)
38697	38697	Jackscrew Replacement Unit
30291	30291	Handle with grip

SPECIFICATIONS

Size	24-1/2" × 23" (622 mm × 584 mm) base; 46-5/8" (711 mm - 1184 mm) maximum height
Capacity	3,750 lbs. (1701 kg) 58" - 90" (1473 mm - 2286 mm) reel diameter
Weight	94 lbs. (42.6 kg)

Reel Stand Spindles




- Tempered steel with grooves to fit reel stand rollers.

CAT. NO.	UPC NO.	DESCRIPTION
647	15321	Spindle for 687 Reel Stand
657	21980	Spindle for 656 Reel Stand
684	15375	Spindle for 683 Reel Stand


SPECIFICATIONS

Size	647 - 2-3/8" diameter x 62" (60.3 x 1575 mm) 657 - 3-1/2" diameter x 100" (89 x 2540 mm) 684 - 2-3/8" diameter x 76" (60.3 x 1930 mm)
Capacity	647 - 5,000 lbs. (2268 kg) 59" (1500 mm) between grooves 657 - 7,500 lbs. (3402 kg) 100" (2540 mm) between grooves 684 - 5,000 lbs. (2268 kg) 73" (1854 mm) between grooves
Weight	647 - 42 lbs. (19.06 kg) 657 - 124 lbs. (56.25 kg) 684 - 50 lbs. (22.68 kg)

Reel Rollers



39660



39666

- Heavy-duty welded steel construction.
- Built-in loading ramps.
- Adjustable to various reel widths and diameters.
- Roller locks for unloading.
- Side ball rollers for centering.
- Fast, convenient ground-level setup for paying out large cable reels.

CAT. NO.	UPC NO.	DESCRIPTION
39660	39660	Reel Roller, single platform roller, 32" (813 mm) long x 34" (864 mm) wide
39666	39666	Reel Roller, kit of two rollers and two spreaders, 32" (813 mm) long x 11" (279 mm) wide per frame

SPECIFICATIONS

Size	39660 - 32" (813 mm) long x 34" (864 mm) wide 39666 - 32" (813 mm) long x 11" (279 mm) wide
Capacity	39660 - 2,500 lbs. (1134 kg) 30" (762 mm) wide 39666 - 2,000 lbs. (902.2 kg) 42" (1067 mm) wide